

**QUARTERLY STATEMENT**

OF THE

**WellCare Health Insurance Company of  
Kentucky, Inc.**

**2019**

OF

**Louisville**

IN THE STATE OF

**Kentucky**

TO THE

**INSURANCE DEPARTMENT**

OF THE

**STATE OF Kentucky**

AS OF

**SEPTEMBER 30, 2019**

HEALTH

**2019**



# QUARTERLY STATEMENT

AS OF SEPTEMBER 30, 2019  
OF THE CONDITION AND AFFAIRS OF THE

## WellCare Health Insurance Company of Kentucky, Inc.

NAIC Group Code 01199 (Current Period) , 01199 (Prior Period) NAIC Company Code 64467 Employer's ID Number KRS 61.878(1)(a)

Organized under the Laws of Kentucky , State of Domicile or Port of Entry Kentucky

Country of Domicile United States

Licensed as business type: Life, Accident & Health  Property/Casualty  Hospital, Medical & Dental Service or Indemnity   
 Dental Service Corporation  Vision Service Corporation  Health Maintenance Organization   
 Other  Is HMO Federally Qualified? Yes  No

Incorporated/Organized 03/27/1962 Commenced Business 08/31/1962

Statutory Home Office 13551 Triton Park Blvd, Suite 1800 , Louisville, KY, US 40223  
(Street and Number) (City or Town, State, Country and Zip Code)

Main Administrative Office 8735 Henderson Road , Tampa, FL, US 33634 813-206-6200  
(Street and Number) (City or Town, State, Country and Zip Code) (Area Code) (Telephone Number)

Mail Address P.O. Box 31391 , Tampa, FL, US 33631-3391  
(Street and Number or P.O. Box) (City or Town, State, Country and Zip Code)

Primary Location of Books and Records 8735 Henderson Road , Tampa, FL, US 33634 813-206-6200  
(Street and Number) (City or Town, State, Country and Zip Code) (Area Code) (Telephone Number)

Internet Web Site Address www.wellcare.com

Statutory Statement Contact Michael Wasik 813-206-2725  
(Name) (Area Code) (Telephone Number) (Extension)  
michael.wasik@wellcare.com 813-675-2899  
(E-Mail Address) (FAX Number)

### OFFICERS

Name	Title	Name	Title
<u>William Andrew Jones</u>	<u>President</u>	<u>Michael Troy Meyer</u>	<u>Asst. Treasurer, VP and Chief Accounting Officer</u>
<u>Stephanie Ann Williams</u>	<u>CFO and Vice President</u>	<u>Tammy Lynn Meyer</u>	<u>Assistant Secretary and Vice President</u>

### OTHER OFFICERS

<u>Goran Jankovic</u>	<u>Treasurer and Vice President</u>	<u>Michael Warren Haber</u>	<u>Secretary and Vice President</u>
-----------------------	-------------------------------------	-----------------------------	-------------------------------------

### DIRECTORS OR TRUSTEES

<u>Andrew Lynn Asher</u>	<u>Michael Troy Meyer</u>	<u>William Andrew Jones</u>
--------------------------	---------------------------	-----------------------------

State of .....  
County of ..... ss

The officers of this reporting entity being duly sworn, each depose and say that they are the described officers of said reporting entity, and that on the reporting period stated above, all of the herein described assets were the absolute property of the said reporting entity, free and clear from any liens or claims thereon, except as herein stated, and that this statement, together with related exhibits, schedules and explanations therein contained, annexed or referred to, is a full and true statement of all the assets and liabilities and of the condition and affairs of the said reporting entity as of the reporting period stated above, and of its income and deductions therefrom for the period ended, and have been completed in accordance with the NAIC Annual Statement Instructions and Accounting Practices and Procedures manual except to the extent that: (1) state law may differ; or, (2) that state rules or regulations require differences in reporting not related to accounting practices and procedures, according to the best of their information, knowledge and belief, respectively. Furthermore, the scope of this attestation by the described officers also includes the related corresponding electronic filing with the NAIC, when required, that is an exact copy (except for formatting differences due to electronic filing) of the enclosed statement. The electronic filing may be requested by various regulators in lieu of or in addition to the enclosed statement.

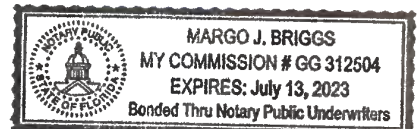
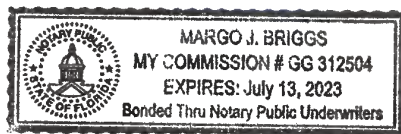

William Andrew Jones Michael Troy Meyer Stephanie Ann Williams  
 President Asst. Treasurer, VP and Chief Accounting Officer CFO and Vice President

- a. Is this an original filing? Yes  No
- b. If no:
1. State the amendment number \_\_\_\_\_
  2. Date filed \_\_\_\_\_
  3. Number of pages attached \_\_\_\_\_

State of Kentucky  
 County of Jefferson  
 Subscribed and Sworn to before me this 10th day of October 2019  
Sherry L. Jozwiak  
 Notary Public

State of Florida  
 County of Hillsborough  
 Subscribed and Sworn to before me this 13th day of November 2019  
Margo J. Briggs  
 Notary Public

State of Florida  
 County of Hillsborough  
 Subscribed and Sworn to before me this 13th day of November 2019  
Margo J. Briggs  
 Notary Public



STATEMENT AS OF SEPTEMBER 30, 2019 OF THE WellCare Health Insurance Company of Kentucky, Inc.

**ASSETS**

	Current Statement Date			4 December 31 Prior Year Net Admitted Assets
	1 Assets	2 Nonadmitted Assets	3 Net Admitted Assets (Cols. 1 - 2)	
1. Bonds .....	439,518,167		439,518,167	274,633,290
2. Stocks:				
2.1 Preferred stocks .....			0	0
2.2 Common stocks .....	0		0	0
3. Mortgage loans on real estate:				
3.1 First liens .....			0	0
3.2 Other than first liens .....			0	0
4. Real estate:				
4.1 Properties occupied by the company (less \$ ..... encumbrances).....			0	0
4.2 Properties held for the production of income (less \$ ..... encumbrances) .....			0	0
4.3 Properties held for sale (less \$ ..... encumbrances) .....			0	0
5. Cash (\$ .....28,085,923 ), cash equivalents (\$ .....151,390,065 ) and short-term investments (\$ .....57,037,061 ) .....	236,513,048		236,513,048	450,454,935
6. Contract loans (including \$ ..... premium notes).....			0	0
7. Derivatives .....	0		0	0
8. Other invested assets .....	0		0	0
9. Receivables for securities .....	55,729,375		55,729,375	0
10. Securities lending reinvested collateral assets.....			0	0
11. Aggregate write-ins for invested assets .....	0	0	0	0
12. Subtotals, cash and invested assets (Lines 1 to 11) .....	731,760,590	0	731,760,590	725,088,224
13. Title plants less \$ ..... charged off (for Title insurers only).....			0	0
14. Investment income due and accrued .....	4,115,307		4,115,307	3,306,545
15. Premiums and considerations:				
15.1 Uncollected premiums and agents' balances in the course of collection .....	25,279,518		25,279,518	23,596,010
15.2 Deferred premiums, agents' balances and installments booked but deferred and not yet due (including \$ ..... earned but unbilled premiums).....			0	0
15.3 Accrued retrospective premiums (\$ ..... ) and contracts subject to redetermination (\$ ..... ) .....	13,468,770		13,468,770	1,488,685
16. Reinsurance:				
16.1 Amounts recoverable from reinsurers .....	14,213,382		14,213,382	0
16.2 Funds held by or deposited with reinsured companies .....			0	0
16.3 Other amounts receivable under reinsurance contracts .....			0	0
17. Amounts receivable relating to uninsured plans .....	6,526,658		6,526,658	3,661,931
18.1 Current federal and foreign income tax recoverable and interest thereon .....	0		0	946,534
18.2 Net deferred tax asset .....	6,537,862		6,537,862	3,278,174
19. Guaranty funds receivable or on deposit .....			0	0
20. Electronic data processing equipment and software.....			0	0
21. Furniture and equipment, including health care delivery assets (\$ ..... ) .....			0	0
22. Net adjustment in assets and liabilities due to foreign exchange rates .....			0	0
23. Receivables from parent, subsidiaries and affiliates .....	7,668,640		7,668,640	3,267,228
24. Health care (\$ .....36,966,301 ) and other amounts receivable.....	52,116,738	4,993,187	47,123,551	46,784,543
25. Aggregate write-ins for other-than-invested assets .....	2,384,373	1,802,911	581,462	85,919
26. Total assets excluding Separate Accounts, Segregated Accounts and Protected Cell Accounts (Lines 12 to 25).....	864,071,838	6,796,098	857,275,740	811,503,793
27. From Separate Accounts, Segregated Accounts and Protected Cell Accounts.....			0	0
28. Total (Lines 26 and 27)	864,071,838	6,796,098	857,275,740	811,503,793
<b>DETAILS OF WRITE-INS</b>				
1101. ....				
1102. ....				
1103. ....				
1198. Summary of remaining write-ins for Line 11 from overflow page .....	0	0	0	0
1199. Totals (Lines 1101 through 1103 plus 1198) (Line 11 above)	0	0	0	0
2501. Other non-admitted assets (prepaids).....	592,059	592,059	0	0
2502. ASO prepayments.....	1,171,275	1,171,275	0	85,919
2503. Deposits with providers.....	39,577	39,577	0	0
2598. Summary of remaining write-ins for Line 25 from overflow page .....	581,462	0	581,462	0
2599. Totals (Lines 2501 through 2503 plus 2598) (Line 25 above)	2,384,373	1,802,911	581,462	85,919

STATEMENT AS OF SEPTEMBER 30, 2019 OF THE WellCare Health Insurance Company of Kentucky, Inc.

**LIABILITIES, CAPITAL AND SURPLUS**

	Current Period			Prior Year
	1 Covered	2 Uncovered	3 Total	4 Total
1. Claims unpaid (less \$ 32,075,213 reinsurance ceded)	292,549,013		292,549,013	312,532,200
2. Accrued medical incentive pool and bonus amounts	9,754,533		9,754,533	7,851,964
3. Unpaid claims adjustment expenses	1,795,464		1,795,464	1,963,074
4. Aggregate health policy reserves including the liability of \$ for medical loss ratio rebate per the Public Health Service Act	5,217,718		5,217,718	13,820,946
5. Aggregate life policy reserves			0	0
6. Property/casualty unearned premium reserve			0	0
7. Aggregate health claim reserves			0	0
8. Premiums received in advance	48,838,801		48,838,801	0
9. General expenses due or accrued	36,494,104		36,494,104	37,287,324
10.1 Current federal and foreign income tax payable and interest thereon (including \$ on realized gains (losses))	10,494,643		10,494,643	0
10.2 Net deferred tax liability	0		0	0
11. Ceded reinsurance premiums payable	13,875,426		13,875,426	0
12. Amounts withheld or retained for the account of others			0	0
13. Remittances and items not allocated	0		0	0
14. Borrowed money (including \$ current) and interest thereon \$ (including \$ current)			0	0
15. Amounts due to parent, subsidiaries and affiliates	37,667,779		37,667,779	34,794,718
16. Derivatives			0	0
17. Payable for securities	1,340,172		1,340,172	0
18. Payable for securities lending			0	0
19. Funds held under reinsurance treaties (with \$ authorized reinsurers, \$ unauthorized reinsurers and \$ certified reinsurers)			0	0
20. Reinsurance in unauthorized and certified (\$ ) companies			0	0
21. Net adjustments in assets and liabilities due to foreign exchange rates			0	0
22. Liability for amounts held under uninsured plans	36,295,977		36,295,977	39,973,101
23. Aggregate write-ins for other liabilities (including \$ current)	419,714	0	419,714	330,972
24. Total liabilities (Lines 1 to 23)	494,743,344	0	494,743,344	448,554,299
25. Aggregate write-ins for special surplus funds	XXX	XXX	40,633,000	0
26. Common capital stock	XXX	XXX	2,500,000	2,500,000
27. Preferred capital stock	XXX	XXX		0
28. Gross paid in and contributed surplus	XXX	XXX	137,298,516	137,298,516
29. Surplus notes	XXX	XXX		0
30. Aggregate write-ins for other-than-special surplus funds	XXX	XXX	0	0
31. Unassigned funds (surplus)	XXX	XXX	182,100,880	223,150,978
32. Less treasury stock, at cost:				
32.1 shares common (value included in Line 26 \$ )	XXX	XXX		0
32.2 shares preferred (value included in Line 27 \$ )	XXX	XXX		0
33. Total capital and surplus (Lines 25 to 31 minus Line 32)	XXX	XXX	362,532,396	362,949,494
34. Total liabilities, capital and surplus (Lines 24 and 33)	XXX	XXX	857,275,740	811,503,793
<b>DETAILS OF WRITE-INS</b>				
2301. Unclaimed property payable	419,714		419,714	330,972
2302.			0	0
2303.	0		0	0
2398. Summary of remaining write-ins for Line 23 from overflow page	0	0	0	0
2399. Totals (Lines 2301 through 2303 plus 2398) (Line 23 above)	419,714	0	419,714	330,972
2501. Estimated ACA Industry Fee (following year)	XXX	XXX	40,633,000	0
2502.	XXX	XXX		
2503.	XXX	XXX		
2598. Summary of remaining write-ins for Line 25 from overflow page	XXX	XXX	0	0
2599. Totals (Lines 2501 through 2503 plus 2598) (Line 25 above)	XXX	XXX	40,633,000	0
3001.	XXX	XXX		
3002.	XXX	XXX		
3003.	XXX	XXX		
3098. Summary of remaining write-ins for Line 30 from overflow page	XXX	XXX	0	0
3099. Totals (Lines 3001 through 3003 plus 3098) (Line 30 above)	XXX	XXX	0	0



STATEMENT AS OF SEPTEMBER 30, 2019 OF THE WellCare Health Insurance Company of Kentucky, Inc.

STATEMENT OF REVENUE AND EXPENSES

	Current Year To Date		Prior Year To Date	Prior Year Ended December 31
	1 Uncovered	2 Total	3 Total	4 Total
1. Member Months.....	XXX	5,347,024	5,052,877	6,711,655
2. Net premium income (including \$ non-health premium income).....	XXX	2,257,701,786	2,221,755,580	3,025,063,757
3. Change in unearned premium reserves and reserve for rate credits .....	XXX	206,022	(75,910)	(1,663,993)
4. Fee-for-service (net of \$ medical expenses) .....	XXX		0	0
5. Risk revenue .....	XXX		0	0
6. Aggregate write-ins for other health care related revenues .....	XXX	0	0	0
7. Aggregate write-ins for other non-health revenues .....	XXX	0	0	0
8. Total revenues (Lines 2 to 7) .....	XXX	2,257,907,808	2,221,679,670	3,023,399,764
<b>Hospital and Medical:</b>				
9. Hospital/medical benefits .....		1,110,499,897	1,102,792,408	1,466,477,025
10. Other professional services .....		173,636,805	159,888,166	215,757,865
11. Outside referrals .....			0	0
12. Emergency room and out-of-area .....		155,039,493	151,273,821	200,178,023
13. Prescription drugs .....		607,905,329	480,354,954	653,525,974
14. Aggregate write-ins for other hospital and medical.....	0	0	0	0
15. Incentive pool, withhold adjustments and bonus amounts .....	0	4,423,616	1,074,593	3,167,838
16. Subtotal (Lines 9 to 15) .....	0	2,051,505,140	1,895,383,942	2,539,106,725
<b>Less:</b>				
17. Net reinsurance recoveries .....	0	83,568,709	(9,551)	(260,628)
18. Total hospital and medical (Lines 16 minus 17) .....	0	1,967,936,431	1,895,393,493	2,539,367,353
19. Non-health claims (net).....			0	0
20. Claims adjustment expenses, including \$ 12,545,483 cost containment expenses.....		29,105,183	26,458,006	40,205,452
21. General administrative expenses .....		190,847,910	227,934,512	290,862,452
22. Increase in reserves for life and accident and health contracts (including \$ increase in reserves for life only).....			0	0
23. Total underwriting deductions (Lines 18 through 22) .....	0	2,187,889,524	2,149,786,011	2,870,435,257
24. Net underwriting gain or (loss) (Lines 8 minus 23) .....	XXX	70,018,284	71,893,659	152,964,507
25. Net investment income earned .....		14,303,118	12,622,459	17,512,192
26. Net realized capital gains (losses) less capital gains tax of \$ .....		3,085,230	(91,870)	(227,836)
27. Net investment gains (losses) (Lines 25 plus 26) .....	0	17,388,348	12,530,589	17,284,356
28. Net gain or (loss) from agents' or premium balances charged off [(amount recovered \$ ) (amount charged off \$ )] .....			0	0
29. Aggregate write-ins for other income or expenses .....	0	(843,504)	(95,897)	(46,509)
30. Net income or (loss) after capital gains tax and before all other federal income taxes (Lines 24 plus 27 plus 28 plus 29) .....	XXX	86,563,128	84,328,351	170,202,354
31. Federal and foreign income taxes incurred .....	XXX	20,251,108	27,028,014	43,512,359
32. Net income (loss) (Lines 30 minus 31) .....	XXX	66,312,020	57,300,337	126,689,995
<b>DETAILS OF WRITE-INS</b>				
0601. ....	XXX		0	0
0602. ....	XXX		0	0
0603. ....	XXX		0	0
0698. Summary of remaining write-ins for Line 6 from overflow page .....	XXX	0	0	0
0699. Totals (Lines 0601 through 0603 plus 0698) (Line 6 above) .....	XXX	0	0	0
0701. ....	XXX		0	0
0702. ....	XXX		0	0
0703. ....	XXX		0	0
0798. Summary of remaining write-ins for Line 7 from overflow page .....	XXX	0	0	0
0799. Totals (Lines 0701 through 0703 plus 0798) (Line 7 above) .....	XXX	0	0	0
1401. ....			0	0
1402. ....			0	0
1403. ....			0	0
1498. Summary of remaining write-ins for Line 14 from overflow page .....	0	0	0	0
1499. Totals (Lines 1401 through 1403 plus 1498) (Line 14 above) .....	0	0	0	0
2901. Fines and Penalties.....	0	(843,504)	(95,897)	(46,509)
2902. ....				
2903. ....				
2998. Summary of remaining write-ins for Line 29 from overflow page .....	0	0	0	0
2999. Totals (Lines 2901 through 2903 plus 2998) (Line 29 above) .....	0	(843,504)	(95,897)	(46,509)

STATEMENT AS OF SEPTEMBER 30, 2019 OF THE WellCare Health Insurance Company of Kentucky, Inc.

**STATEMENT OF REVENUE AND EXPENSES (Continued)**

	1	2	3
	Current Year To Date	Prior Year To Date	Prior Year Ended December 31
<b>CAPITAL &amp; SURPLUS ACCOUNT</b>			
33. Capital and surplus prior reporting year .....	362,949,494	313,738,460	313,738,460
34. Net income or (loss) from Line 32 .....	66,312,020	57,300,337	126,689,995
35. Change in valuation basis of aggregate policy and claim reserves .....		.0	.0
36. Change in net unrealized capital gains (losses) less capital gains tax of \$ .....	(260,779)	.0	.0
37. Change in net unrealized foreign exchange capital gain or (loss) .....		.0	.0
38. Change in net deferred income tax .....	3,253,643	(1,808,467)	(2,241,755)
39. Change in nonadmitted assets .....	(4,721,982)	(681,832)	(237,206)
40. Change in unauthorized and certified reinsurance .....	.0	.0	.0
41. Change in treasury stock .....	.0	.0	.0
42. Change in surplus notes .....	.0	.0	.0
43. Cumulative effect of changes in accounting principles .....		.0	.0
44. Capital Changes:			
44.1 Paid in .....	.0	.0	.0
44.2 Transferred from surplus (Stock Dividend) .....		.0	.0
44.3 Transferred to surplus .....		.0	.0
45. Surplus adjustments:			
45.1 Paid in .....	.0	.0	.0
45.2 Transferred to capital (Stock Dividend) .....	.0	.0	.0
45.3 Transferred from capital .....		.0	.0
46. Dividends to stockholders .....	(65,000,000)	(50,000,000)	(75,000,000)
47. Aggregate write-ins for gains or (losses) in surplus .....	.0	.0	.0
48. Net change in capital and surplus (Lines 34 to 47) .....	(417,098)	4,810,038	49,211,034
49. Capital and surplus end of reporting period (Line 33 plus 48)	362,532,396	318,548,498	362,949,494
<b>DETAILS OF WRITE-INS</b>			
4701. ....		.0	.0
4702. ....			
4703. ....			
4798. Summary of remaining write-ins for Line 47 from overflow page .....	.0	.0	.0
4799. Totals (Lines 4701 through 4703 plus 4798) (Line 47 above)	0	0	0

## STATEMENT AS OF SEPTEMBER 30, 2019 OF THE WellCare Health Insurance Company of Kentucky, Inc.

**CASH FLOW**

	1 Current Year To Date	2 Prior Year To Date	3 Prior Year Ended December 31
<b>Cash from Operations</b>			
1. Premiums collected net of reinsurance.....	2,298,355,214	2,169,476,932	2,947,965,207
2. Net investment income .....	15,320,444	12,549,395	18,114,380
3. Miscellaneous income .....	0	0	0
4. Total (Lines 1 to 3) .....	2,313,675,658	2,182,026,327	2,966,079,587
5. Benefit and loss related payments .....	2,007,122,535	1,904,530,086	2,543,213,682
6. Net transfers to Separate Accounts, Segregated Accounts and Protected Cell Accounts.....	0	0	0
7. Commissions, expenses paid and aggregate write-ins for deductions .....	228,880,742	247,434,681	376,776,798
8. Dividends paid to policyholders .....	0	0	0
9. Federal and foreign income taxes paid (recovered) net of \$ ..... tax on capital gains (losses).....	8,809,931	35,493,435	52,202,583
10. Total (Lines 5 through 9) .....	2,244,813,208	2,187,458,202	2,972,193,063
11. Net cash from operations (Line 4 minus Line 10) .....	68,862,450	(5,431,875)	(6,113,476)
<b>Cash from Investments</b>			
12. Proceeds from investments sold, matured or repaid:			
12.1 Bonds .....	409,032,831	20,032,828	31,784,693
12.2 Stocks .....	0	0	0
12.3 Mortgage loans .....	0	0	0
12.4 Real estate .....	0	0	0
12.5 Other invested assets .....	0	0	0
12.6 Net gains or (losses) on cash, cash equivalents and short-term investments .....	0	0	1,552
12.7 Miscellaneous proceeds .....	0	0	1
12.8 Total investment proceeds (Lines 12.1 to 12.7) .....	409,032,831	20,032,828	31,786,246
13. Cost of investments acquired (long-term only):			
13.1 Bonds .....	572,658,567	64,001,148	111,205,542
13.2 Stocks .....	0	0	0
13.3 Mortgage loans .....	0	0	0
13.4 Real estate .....	0	0	0
13.5 Other invested assets .....	0	0	0
13.6 Miscellaneous applications .....	54,389,203	0	0
13.7 Total investments acquired (Lines 13.1 to 13.6) .....	627,047,770	64,001,148	111,205,542
14. Net increase (or decrease) in contract loans and premium notes .....	0	0	0
15. Net cash from investments (Line 12.8 minus Line 13.7 and Line 14) .....	(218,014,939)	(43,968,320)	(79,419,296)
<b>Cash from Financing and Miscellaneous Sources</b>			
16. Cash provided (applied):			
16.1 Surplus notes, capital notes .....	0	0	0
16.2 Capital and paid in surplus, less treasury stock .....	0	0	0
16.3 Borrowed funds .....	0	0	0
16.4 Net deposits on deposit-type contracts and other insurance liabilities .....	0	0	0
16.5 Dividends to stockholders .....	65,000,000	50,000,000	75,000,000
16.6 Other cash provided (applied) .....	210,602	(30,189,733)	(29,855,197)
17. Net cash from financing and miscellaneous sources (Line 16.1 through Line 16.4 minus Line 16.5 plus Line 16.6) .....	(64,789,398)	(80,189,733)	(104,855,197)
<b>RECONCILIATION OF CASH, CASH EQUIVALENTS AND SHORT-TERM INVESTMENTS</b>			
18. Net change in cash, cash equivalents and short-term investments (Line 11, plus Lines 15 and 17) .....	(213,941,887)	(129,589,928)	(190,387,969)
19. Cash, cash equivalents and short-term investments:			
19.1 Beginning of year.....	450,454,935	640,842,904	640,842,904
19.2 End of period (Line 18 plus Line 19.1) .....	236,513,048	511,252,976	450,454,935

STATEMENT AS OF SEPTEMBER 30, 2019 OF THE WellCare Health Insurance Company of Kentucky, Inc.

**EXHIBIT OF PREMIUMS, ENROLLMENT AND UTILIZATION**

	1 Total	Comprehensive (Hospital & Medical)		4 Medicare Supplement	5 Vision Only	6 Dental Only	7 Federal Employees Health Benefits Plan	8 Title XVIII Medicare	9 Title XIX Medicaid	10 Other
		2 Individual	3 Group							
Total Members at end of:										
1. Prior Year .....	551,644	0	0	0	0	0	0	13,777	443,994	93,873
2. First Quarter .....	778,455	0	0	0	0	0	0	13,889	444,692	319,874
3. Second Quarter .....	790,311	0	0	0	0	0	0	14,036	440,898	335,377
4. Third Quarter .....	791,160							14,186	437,844	339,130
5. Current Year	0									
6. Current Year Member Months	7,072,108							126,118	3,979,933	2,966,057
Total Member Ambulatory Encounters for Period:										
7. Physician .....	2,136,494							165,683	1,970,811	
8. Non-Physician .....	2,470,932							94,828	2,376,104	
9. Total	4,607,426	0	0	0	0	0	0	260,511	4,346,915	0
10. Hospital Patient Days Incurred	323,204							39,907	283,297	
11. Number of Inpatient Admissions	54,580							5,428	49,152	
12. Health Premiums Written (a).....	2,364,342,026							156,899,016	2,033,819,447	173,623,563
13. Life Premiums Direct .....	0									
14. Property/Casualty Premiums Written .....	0									
15. Health Premiums Earned .....	2,364,548,048							156,899,016	2,035,407,530	172,241,502
16. Property/Casualty Premiums Earned .....	0									
17. Amount Paid for Provision of Health Care Services .....	2,075,682,827							125,266,445	1,816,707,055	133,709,327
18. Amount Incurred for Provision of Health Care Services	2,051,505,139							129,162,240	1,784,856,782	137,486,117

(a) For health premiums written: amount of Medicare Title XVIII exempt from state taxes or fees \$ 330,522,579





STATEMENT AS OF SEPTEMBER 30, 2019 OF THE WellCare Health Insurance Company of Kentucky, Inc.

**UNDERWRITING AND INVESTMENT EXHIBIT**  
**ANALYSIS OF CLAIMS UNPAID-PRIOR YEAR-NET OF REINSURANCE**

Line of Business	Claims Paid Year to Date		Liability End of Current Quarter		5 Claims Incurred in Prior Years (Columns 1 + 3)	6 Estimated Claim Reserve and Claim Liability Dec. 31 of Prior Year
	1 On Claims Incurred Prior to January 1 of Current Year	2 On Claims Incurred During the Year	3 On Claims Unpaid Dec. 31 of Prior Year	4 On Claims Incurred During the Year		
1. Comprehensive (hospital and medical) .....					0	0
2. Medicare Supplement .....					0	0
3. Dental only .....					0	0
4. Vision only .....					0	0
5. Federal Employees Health Benefits Plan .....					0	0
6. Title XVIII - Medicare .....	16,559,499	111,362,419	4,613,681	20,551,180	21,173,180	20,620,383
7. Title XIX - Medicaid .....	202,510,561	1,618,138,674	34,402,436	227,683,393	236,912,997	287,827,907
8. Other health .....	3,822,174	73,062,163	261,736	5,036,586	4,083,910	4,083,910
9. Health subtotal (Lines 1 to 8).....	222,892,234	1,802,563,256	39,277,853	253,271,159	262,170,087	312,532,200
10. Health care receivables (a) .....	1,446,910	40,512,579			1,446,910	0
11. Other non-health .....					0	0
12. Medical incentive pools and bonus amounts .....	1,304,681	1,216,366	6,109,734	3,644,800	7,414,415	7,851,965
13. Totals (Lines 9-10+11+12)	222,750,005	1,763,267,043	45,387,587	256,915,959	268,137,592	320,384,165

(a) Excludes \$ ..... loans or advances to providers not yet expensed.

**STATEMENT AS OF SEPTEMBER 30, 2019 OF THE WellCare Health Insurance Company of Kentucky, Inc.**  
**NOTES TO FINANCIAL STATEMENT**

**1. Summary of Significant Accounting Policies and Going Concern****A. Accounting Practices**

The financial statements of WellCare Health Insurance Company of Kentucky, Inc. (the "Company"), domiciled in the state of Kentucky, are presented on the basis of accounting practices prescribed or permitted by the Kentucky Department of Insurance (the "Department").

The Department recognizes only statutory accounting practices prescribed or permitted by the state of Kentucky for determining and reporting the financial condition, results of operations, and cash flows of an insurance company for determining its solvency under Kentucky insurance law. The National Association of Insurance Commissioners' ("NAIC") Accounting Practices and Procedures manual, ("NAIC SAP") has been adopted as a component of prescribed or permitted practices by the state of Kentucky.

A reconciliation of the Company's net income and capital and surplus between NAIC SAP and practices prescribed and permitted by the state of Kentucky is shown below:

	SSAP #	F/S Page	F/S Line #	2019	2018
<b>NET INCOME</b>					
1 Company state basis (Page 4, Line 32, Columns 2 & 3)	xxx	xxx	xxx	\$ 66,312,020	\$ 126,689,995
State Prescribed Practices that are an increase/(decrease) from					
2 NAIC SAP: None	—	—	—	—	—
State Permitted Practices that are an increase/(decrease) from					
3 NAIC SAP: None	—	—	—	—	—
4 NAIC SAP (1-2-3=4)	xxx	xxx	xxx	<u>\$ 66,312,020</u>	<u>\$ 126,689,995</u>
<b>SURPLUS</b>					
5 Company state basis (Page 3, Line 33, Columns 3 & 4)	xxx	xxx	xxx	\$ 362,532,396	\$ 362,949,494
State Prescribed Practices that are an increase/(decrease) from					
6 NAIC SAP: None	—	—	—	—	—
State Permitted Practices that are an increase/(decrease) from					
7 NAIC SAP: None	—	—	—	—	—
8 NAIC SAP (5-6-7=8)	xxx	xxx	xxx	<u>\$ 362,532,396</u>	<u>\$ 362,949,494</u>

B. Uses of Estimates in the Preparation of the Financial Statements - No significant change.

C. Accounting Policy - No significant change.

D. Going Concern - None

**2. Accounting Changes and Corrections of Errors**

None

**3. Business Combinations and Goodwill**

None

**4. Discontinued Operations**

None

**5. Investments**

A. Mortgage Loans, including Mezzanine Real Estate Loans - None

B. Debt Restructuring - None

C. Reverse Mortgages - None

D. Loan-Backed Securities

1., 2., 3. - Not applicable.

4. All impaired securities (fair value is less than cost or amortized cost) for which an -other-than-temporary impairment has not been recognized in earnings as a realized loss (including securities with a recognized other-than-temporary impairment for non-interest related declines when a non-recognized interest related impairment remains):

a. The aggregate amount of unrealized losses:

1. Less than 12 Months	\$	(39,511)
2. 12 Months or Longer	\$	(619)

**STATEMENT AS OF SEPTEMBER 30, 2019 OF THE WellCare Health Insurance Company of Kentucky, Inc.**  
**NOTES TO FINANCIAL STATEMENT**

b. The aggregate related fair value of securities with unrealized losses:

1. Less than 12 Months	\$	17,599,965
2. 12 Months or Longer	\$	705,102

- E. Dollar Repurchase Agreements and/or Securities Lending Transactions - None
- F. Repurchase Agreement Transactions Accounted for as Secured Borrowing - None
- G. Reverse Repurchase Agreements Transactions Accounted for as Secured Borrowing - None
- H. Repurchase Agreements Transactions Accounted for as a Sale - None
- I. Reverse Repurchase Agreements Transactions Accounted for as a Sale - None
- J. Real Estate - None
- K. Low-Income Housing Tax Credits (LIHTC) - None
- L. Restricted Assets (Including Pledged):
  - 1. No significant change.
  - 2. - 4. None
- M. Working Capital Finance Investments - None
- N. Offsetting and Netting of Assets and Liabilities - None
- O. Structured Notes - None
- P. 5\* GI Securities - None
- Q. Short Sales - None
- R. Prepayment Penalty and Acceleration Fees
  - (1) Number of CUSIPS - 7
  - (2) Aggregate Amount of Investment Income - \$116,302

**6. Joint Ventures, Partnerships and Limited Liability Companies**

None

**7. Investment Income**

No significant change.

**8. Derivative Instruments**

None

**9. Income Taxes**

No significant change.

**10. Information Concerning Parent, Subsidiaries, Affiliates and Other Related Parties**

*Dividends*

On June 28, 2019, the Company paid a \$65,000,000, extraordinary cash dividend to the Parent Company, The WellCare Management Group, Inc. ("WCMG").

*Comprehensive Health Management Inc. ("CHMI")*

In 2019, the Company's agreement with CHMI was amended. The indirect cost charge for Medicare gross premium was revised from 6.8% in 2018 to 7.7% in 2019, and the indirect cost charge for Medicaid gross premium earned was revised from 6.8% in 2018 to 8.0% in 2019; and the indirect cost charge for Medicare Part D gross premium earned was revised from 9.2% in 2018 to 8.5% in 2019, with all changes being retroactive to January 1, 2019. The agreement was approved by the Department on July 30, 2019.

During Q2 2019, the Company's 2018 management fee true-up was calculated and booked. The true-up resulted in a \$4,258,423 decrease in management fees charged to the Company based on actual cost of services provided during 2018.

**11. Debt**

- A. Debt - None
- B. Federal Home Loan Bank Agreements - None

**12. Retirement Plans, Deferred Compensation, Postemployment Benefits and Compensated Absences and Other Postretirement Benefit Plans**

None

**13. Capital and Surplus, Shareholders' Dividend Restrictions and Quasi-Reorganizations**

No significant change.

STATEMENT AS OF SEPTEMBER 30, 2019 OF THE WellCare Health Insurance Company of Kentucky, Inc.  
NOTES TO FINANCIAL STATEMENT

**14. Liabilities, Contingencies and Assessments**

- A. Contingent Commitments - None
- B. Assessments - None
- C. Gain Contingencies - None
- D. Claims Related Extra Contractual Obligation and Bad Faith Losses Stemming From Lawsuits - None
- E. Joint and Several Liabilities - None
- F. All Other Contingencies - The Company's ultimate parent, WellCare, is a party to a number of legal actions and regulatory investigations. These matters do not directly involve the Company and management does not expect the matters to have an affect on the Company's financial position.

**15. Leases**

None

**16. Information About Financial Instruments With Off-Balance Sheet Risk and Financial Instruments With Concentrations of Credit Risk**

None

**17. Sale, Transfer and Servicing of Financial Assets and Extinguishments of Liabilities**

- A. Transfers of Receivables Reported as Sales - None
- B. Transfer and Servicing of Financial Assets - None
- C. Wash Sales - None

**18. Gain or Loss to the Reporting Entity From Uninsured Plans and the Uninsured Portion of Partially Insured Plans**

- A. ASO Plans - None
- B. ASC Plans - None
- C. Medicare or Similarly Structured Cost Based Reimbursement Contract
  - 1. None
  - 2. No significant change.
  - 3. None
  - 4. None

**19. Direct Premium Written/Produced by Managing General Agents/Third Party Administrators**

None

**STATEMENT AS OF SEPTEMBER 30, 2019 OF THE WellCare Health Insurance Company of Kentucky, Inc.**  
**NOTES TO FINANCIAL STATEMENT**

**20. Fair Value Measurements**

## A. Assets that are measured at fair value on a recurring basis subsequent to initial recognition

## 1. Fair Value Measurements Reporting Date:

Description of each class of asset or liability	Level 1	Level 2	Level 3	Net Asset Value (NAV)	Total
a. Assets at fair value					
<u>Cash Equivalents</u>					
Exempt Money Market Funds	\$ 25,000,000	\$ —	\$ —	\$ —	\$ 25,000,000
Other Money Market Funds	118,767,954	—	—	—	118,767,954
<b>Total Cash Equivalents</b>	<b>\$ 143,767,954</b>	<b>\$ —</b>	<b>\$ —</b>	<b>\$ —</b>	<b>\$ 143,767,954</b>
<u>Perpetual Preferred Stock</u>					
Industrial & Misc	\$ —	\$ —	\$ —	\$ —	\$ —
Parent, Subsidiaries and Affiliates	—	—	—	—	—
<b>Total Perpetual Preferred Stocks</b>	<b>\$ —</b>	<b>\$ —</b>	<b>\$ —</b>	<b>\$ —</b>	<b>\$ —</b>
<u>Bonds</u>					
U.S. Government	\$ —	\$ —	\$ —	\$ —	\$ —
Industrial & Misc.	—	25,928,439	—	—	25,928,439
Exchange Traded Fund	41,892,277	—	—	—	41,892,277
Hybrid Securities	—	—	—	—	—
Parent, Subsidiaries and Affiliates	—	—	—	—	—
<b>Total Bonds</b>	<b>\$ 41,892,277</b>	<b>\$ 25,928,439</b>	<b>\$ —</b>	<b>\$ —</b>	<b>\$ 67,820,716</b>
<u>Common Stock</u>					
Industrial & Misc.	\$ —	\$ —	\$ —	\$ —	\$ —
Parent, Subsidiaries and Affiliates	—	—	—	—	—
<b>Total Common Stock</b>	<b>\$ —</b>	<b>\$ —</b>	<b>\$ —</b>	<b>\$ —</b>	<b>\$ —</b>
<u>Derivatives Assets</u>					
Interest rate contracts	\$ —	\$ —	\$ —	\$ —	\$ —
Foreign exchange contracts	—	—	—	—	—
Credit contracts	—	—	—	—	—
Commodity futures contracts	—	—	—	—	—
Commodity forward contracts	—	—	—	—	—
<b>Total Derivatives</b>	<b>\$ —</b>	<b>\$ —</b>	<b>\$ —</b>	<b>\$ —</b>	<b>\$ —</b>
<u>Separate account assets</u>					
<b>Total assets at fair value</b>	<b>\$ 185,660,231</b>	<b>\$ 25,928,439</b>	<b>\$ —</b>	<b>\$ —</b>	<b>\$ 211,588,670</b>
b. Liabilities at fair value					
<b>Total liabilities at fair value</b>	<b>\$ —</b>	<b>\$ —</b>	<b>\$ —</b>	<b>\$ —</b>	<b>\$ —</b>

## B. None

## C. Fair Values for All Financial Instruments by Levels 1, 2 and 3:

Type of Financial Instrument	Aggregate Fair Value	Admitted Assets	Level 1	Level 2	Level 3	Net Asset Value (NAV)	Not Practicable (Carrying Value)
<u>Bonds</u>							
US Government	\$ 2,673,130	\$ 2,665,326	\$ 1,814,869	\$ 858,261	\$ —	\$ —	—
U.S. States, territories & possessions	703,976	698,900	—	703,976	—	—	—
Political subdivision of states, territories & possessions	12,978,568	12,721,891	—	12,978,568	—	—	—
U.S. Special revenue & special assessment, non-guaranteed agencies & government	63,976,539	63,083,175	—	63,976,539	—	—	—
Exchange Traded Fund	41,892,277	41,892,276	41,892,277	—	—	—	—
Hybrid Securities	—	—	—	—	—	—	—
Industrial & miscellaneous	320,139,487	318,456,599	—	320,139,487	—	—	—
<b>Total Bonds</b>	<b>442,363,977</b>	<b>439,518,167</b>	<b>43,707,146</b>	<b>398,656,831</b>	<b>—</b>	<b>—</b>	<b>—</b>
Short Term Investments	57,056,182	57,037,061	1,881,604	55,174,578	—	—	—
<b>Total Bonds and Short Term Investments</b>	<b>\$ 499,420,159</b>	<b>\$ 496,555,228</b>	<b>\$ 45,588,750</b>	<b>\$ 453,831,409</b>	<b>\$ —</b>	<b>\$ —</b>	<b>—</b>

## D. None



**STATEMENT AS OF SEPTEMBER 30, 2019 OF THE WellCare Health Insurance Company of Kentucky, Inc.**  
**NOTES TO FINANCIAL STATEMENT**

**21. Other Items**

- A. Extraordinary Items - None
- B. Troubled Debt Restructuring - None
- C. Other Disclosures and Unusual Items - On March 26, 2019, WellCare Health Plans, Inc. entered into an Agreement and Plan of Merger with Centene Corporation. On June 24, 2019, stockholders of both companies approved all proposals of the pending transaction. Completion of the transaction remains subject to the receipt of U.S. federal antitrust clearance and certain other required regulatory approvals. The transaction is expected to close in the first half of 2020. Currently, management does not know what, if any, effect the transaction will have on the Company.

In November 2018, an affiliate, WellCare Prescription Insurance, Inc. ("WPI"), completed an asset purchase of Aetna Inc.'s ("Aetna") entire standalone Medicare Part D prescription drug plan business ("Aetna Part D business"), which Aetna divested as part of CVS Health Corporation's acquisition of Aetna. Per the terms of the agreements, Aetna will provide administrative services to, and retain financial risk of, the Aetna Part D business through 2019. Per the terms of the joint enterprise agreement between the Company and WPI, the companies report the Aetna Part D business within their respective service areas, which for the Company is: Alabama, Arkansas, Colorado, Connecticut, Minnesota, Montana and Rhode Island.

- D. Business Interruption Insurance Recoveries - None
- E. State Transferable and Non-Transferable Tax Credits - None
- F. Subprime Mortgage Related Risk Exposure - None
- G. Retained Assets - None
- H. Insurance-Linked Securities (ILS) Contracts - None

**22. Events Subsequent**

There were no events occurring subsequent to September 30, 2019, requiring disclosure. Subsequent events have been considered through September 30, 2019, for the Statutory statement issued on November 11, 2019.

**23. Reinsurance**

No significant change.

**24. Retrospectively Rated Contracts & Contracts Subject to Redetermination**

- A. No significant change.
- B. No significant change.
- C. No significant change.
- D. Not applicable.
- E. Risk-Sharing Provisions of the Affordable Care Act (ACA) - Not applicable.

**25. Change in Incurred Claims and Claim Adjustment Expenses**

- A. The estimated cost of claims expense attributable to insured events of the prior year decreased by \$52,237,641 during 2019. This is approximately 16.3% of unpaid claims expenses of \$320,384,164 as of December 31, 2018. Excluding the prior period development related to the release of the provision for moderately adverse conditions, medical benefits expense for the period ending September 30, 2019, was affected by approximately \$33,147,744 of net favorable development related to prior years. Such amounts are net of the development relating to refunds due to government customers with minimum loss ratio provisions.
- B. None

**26. Intercompany Pooling Arrangements**

None

**27. Structured Settlements**

None

**28. Health Care Receivables**

No significant change.

**29. Participating Policies**

None

**30. Premium Deficiency Reserves**

None

**31. Anticipated Salvage and Subrogation**

None

STATEMENT AS OF SEPTEMBER 30, 2019 OF THE WellCare Health Insurance Company of Kentucky, Inc.

# GENERAL INTERROGATORIES

## PART 1 - COMMON INTERROGATORIES GENERAL

- 1.1 Did the reporting entity experience any material transactions requiring the filing of Disclosure of Material Transactions with the State of Domicile, as required by the Model Act? ..... Yes  No
- 1.2 If yes, has the report been filed with the domiciliary state? ..... Yes  No
- 2.1 Has any change been made during the year of this statement in the charter, by-laws, articles of incorporation, or deed of settlement of the reporting entity? ..... Yes  No
- 2.2 If yes, date of change: .....
- 3.1 Is the reporting entity a member of an Insurance Holding Company System consisting of two or more affiliated persons, one or more of which is an insurer? ..... Yes  No   
If yes, complete Schedule Y, Parts 1 and 1A.
- 3.2 Have there been any substantial changes in the organizational chart since the prior quarter end? ..... Yes  No
- 3.3 If the response to 3.2 is yes, provide a brief description of those changes.  
.....
- 3.4 Is the reporting entity publicly traded or a member of a publicly traded group? ..... Yes  No
- 3.5 If the response to 3.4 is yes, provide the CIK (Central Index Key) code issued by the SEC for the entity/group.....0001279363
- 4.1 Has the reporting entity been a party to a merger or consolidation during the period covered by this statement? ..... Yes  No   
If yes, complete and file the merger history data file with the NAIC for the annual filing corresponding to this period.
- 4.2 If yes, provide the name of entity, NAIC Company Code, and state of domicile (use two letter state abbreviation) for any entity that has ceased to exist as a result of the merger or consolidation.

1 Name of Entity	2 NAIC Company Code	3 State of Domicile

- 5. If the reporting entity is subject to a management agreement, including third-party administrator(s), managing general agent(s), attorney-in-fact, or similar agreement, have there been any significant changes regarding the terms of the agreement or principals involved? ..... Yes  No  NA   
If yes, attach an explanation.
- 6.1 State as of what date the latest financial examination of the reporting entity was made or is being made. ....12/31/2017
- 6.2 State the as of date that the latest financial examination report became available from either the state of domicile or the reporting entity. This date should be the date of the examined balance sheet and not the date the report was completed or released. ....12/31/2017
- 6.3 State as of what date the latest financial examination report became available to other states or the public from either the state of domicile or the reporting entity. This is the release date or completion date of the examination report and not the date of the examination (balance sheet date). ....06/18/2019
- 6.4 By what department or departments?  
Kentucky Department of Insurance.....
- 6.5 Have all financial statement adjustments within the latest financial examination report been accounted for in a subsequent financial statement filed with Departments? ..... Yes  No  NA
- 6.6 Have all of the recommendations within the latest financial examination report been complied with? ..... Yes  No  NA
- 7.1 Has this reporting entity had any Certificates of Authority, licenses or registrations (including corporate registration, if applicable) suspended or revoked by any governmental entity during the reporting period? ..... Yes  No
- 7.2 If yes, give full information:  
.....
- 8.1 Is the company a subsidiary of a bank holding company regulated by the Federal Reserve Board?..... Yes  No
- 8.2 If response to 8.1 is yes, please identify the name of the bank holding company.  
.....
- 8.3 Is the company affiliated with one or more banks, thrifts or securities firms?..... Yes  No
- 8.4 If response to 8.3 is yes, please provide below the names and location (city and state of the main office) of any affiliates regulated by a federal regulatory services agency [i.e. the Federal Reserve Board (FRB), the Office of the Comptroller of the Currency (OCC), the Federal Deposit Insurance Corporation (FDIC) and the Securities Exchange Commission (SEC)] and identify the affiliate's primary federal regulator.]

1 Affiliate Name	2 Location (City, State)	3 FRB	4 OCC	5 FDIC	6 SEC

STATEMENT AS OF SEPTEMBER 30, 2019 OF THE WellCare Health Insurance Company of Kentucky, Inc.

**GENERAL INTERROGATORIES**

9.1 Are the senior officers (principal executive officer, principal financial officer, principal accounting officer or controller, or persons performing similar functions) of the reporting entity subject to a code of ethics, which includes the following standards? ..... Yes  No

(a) Honest and ethical conduct, including the ethical handling of actual or apparent conflicts of interest between personal and professional relationships;

(b) Full, fair, accurate, timely and understandable disclosure in the periodic reports required to be filed by the reporting entity;

(c) Compliance with applicable governmental laws, rules and regulations;

(d) The prompt internal reporting of violations to an appropriate person or persons identified in the code; and

(e) Accountability for adherence to the code.

9.11 If the response to 9.1 is No, please explain:  
.....

9.2 Has the code of ethics for senior managers been amended? ..... Yes  No

9.21 If the response to 9.2 is Yes, provide information related to amendment(s).  
Minor revisions and clarifications of existing provisions were adopted by the parent company board of directors on May 23, 2019, as summarized in the Code of Conduct and Business Ethics. The subsidiary board of directors approved the changes on August 26, 2019.....

9.3 Have any provisions of the code of ethics been waived for any of the specified officers? ..... Yes  No

9.31 If the response to 9.3 is Yes, provide the nature of any waiver(s).  
.....

**FINANCIAL**

10.1 Does the reporting entity report any amounts due from parent, subsidiaries or affiliates on Page 2 of this statement? ..... Yes  No

10.2 If yes, indicate any amounts receivable from parent included in the Page 2 amount: ..... \$ .....0

**INVESTMENT**

11.1 Were any of the stocks, bonds, or other assets of the reporting entity loaned, placed under option agreement, or otherwise made available for use by another person? (Exclude securities under securities lending agreements.) ..... Yes  No

11.2 If yes, give full and complete information relating thereto:  
.....

12. Amount of real estate and mortgages held in other invested assets in Schedule BA: ..... \$ .....0

13. Amount of real estate and mortgages held in short-term investments: ..... \$ .....0

14.1 Does the reporting entity have any investments in parent, subsidiaries and affiliates? ..... Yes  No

14.2 If yes, please complete the following:

	1	2
	Prior Year-End Book/Adjusted Carrying Value	Current Quarter Book/Adjusted Carrying Value
14.21 Bonds .....	\$ .....0	\$ .....
14.22 Preferred Stock .....	\$ .....0	\$ .....
14.23 Common Stock .....	\$ .....0	\$ .....
14.24 Short-Term Investments .....	\$ .....0	\$ .....
14.25 Mortgage Loans on Real Estate .....	\$ .....	\$ .....
14.26 All Other .....	\$ .....	\$ .....
14.27 Total Investment in Parent, Subsidiaries and Affiliates (Subtotal Lines 14.21 to 14.26).....	\$ .....0	\$ .....0
14.28 Total Investment in Parent included in Lines 14.21 to 14.26 above .....	\$ .....	\$ .....

15.1 Has the reporting entity entered into any hedging transactions reported on Schedule DB? ..... Yes  No

15.2 If yes, has a comprehensive description of the hedging program been made available to the domiciliary state? ..... Yes  No

If no, attach a description with this statement.

16 For the reporting entity's security lending program, state the amount of the following as of the current statement date:

16.1 Total fair value of reinvested collateral assets reported on Schedule DL, Parts 1 and 2 ..... \$ .....0

16.2 Total book adjusted/carrying value of reinvested collateral assets reported on Schedule DL, Parts 1 and 2 ..... \$ .....0

16.3 Total payable for securities lending reported on the liability page ..... \$ .....0

STATEMENT AS OF SEPTEMBER 30, 2019 OF THE WellCare Health Insurance Company of Kentucky, Inc.

### GENERAL INTERROGATORIES

17. Excluding items in Schedule E – Part 3 – Special Deposits, real estate, mortgage loans and investments held physically in the reporting entity’s offices, vaults or safety deposit boxes, were all stocks, bonds and other securities, owned throughout the current year held pursuant to a custodial agreement with a qualified bank or trust company in accordance with Section 1, III – General Examination Considerations, F. Outsourcing of Critical Functions, Custodial or Safekeeping Agreements of the NAIC *Financial Condition Examiners Handbook*?

Yes  No

17.1 For all agreements that comply with the requirements of the NAIC *Financial Condition Examiners Handbook*, complete the following:

1 Name of Custodian(s)	2 Custodian Address
Hancock Bank.....	DENHAM SPRINGS, LA.....
Oppenheimer.....	NEW YORK, NY.....
SunTrust.....	ATLANTA, GA.....
US Bank.....	PHILADELPHIA, PA.....

17.2 For all agreements that do not comply with the requirements of the NAIC *Financial Condition Examiners Handbook*, provide the name, location and a complete explanation:

1 Name(s)	2 Location(s)	3 Complete Explanation(s)

17.3 Have there been any changes, including name changes, in the custodian(s) identified in 17.1 during the current quarter? .....

Yes  No

17.4 If yes, give full and complete information relating thereto:

1 Old Custodian	2 New Custodian	3 Date of Change	4 Reason

17.5 Investment management – Identify all investment advisors, investment managers, broker/dealers, including individuals that have the authority to make investment decisions on behalf of the reporting entity. For assets that are managed internally by employees of the reporting entity, note as such. [...that have access to the investment accounts"; "...handle securities"]

1 Name of Firm or Individual	2 Affiliation
Deutsche Bank.....	U.....
WellCare Treasury Department.....	I.....
Oppenheimer & Co.....	U.....
SunTrust.....	U.....
Wells Capital Management.....	U.....

17.5097 For those firms/individuals listed in the table for Question 17.5, do any firms/individuals unaffiliated with the reporting entity (i.e., designated with a "U") manage more than 10% of the reporting entity’s assets?

Yes  No

17.5098 For firms/individuals unaffiliated with the reporting entity (i.e., designated with a "U") listed in the table for Question 17.5, does the total assets under management aggregate to more than 50% of the reporting entity’s assets?

Yes  No

17.6 For those firms or individuals listed in the table for 17.5 with an affiliation code of "A" (affiliated) or "U" (unaffiliated), provide the information for the table below.

1 Central Registration Depository Number	2 Name of Firm or Individual	3 Legal Entity Identifier (LEI)	4 Registered With	5 Investment Management Agreement (IMA) Filed
104518.....	Deutsche Bank.....	CZ83K4EEX80VCT3B128.....	SEC.....	DS.....
N/A.....	WellCare Treasury Department..	N/A.....	N/A.....	DS.....
0571.....	Oppenheimer & Co.....	254900VH02JQR2L8XD64.....	SEC.....	DS.....
N/A.....	SunTrust.....	7E1PDLW1JL6TS0BS1603.....	State Securities Authority.....	NO.....
104973.....	Wells Capital Management.....	549300B3H21002L85190.....	SEC.....	DS.....

18.1 Have all the filing requirements of the *Purposes and Procedures Manual of the NAIC Investment Analysis Office* been followed? .....

Yes  No

18.2 If no, list exceptions:

.....

19. By self-designating 5GI securities, the reporting entity is certifying the following elements for each self-designated 5GI security:

- Documentation necessary to permit a full credit analysis of the security does not exist or an NAIC CRP credit rating for an FE or
- a. PL security is not available.
- b. Issuer or obligor is current on all contracted interest and principal payments.
- c. The insurer has an actual expectation of ultimate payment of all contracted interest and principal.

Has the reporting entity self-designated 5GI securities?.....

Yes  No

20. By self-designating PLGI securities, the reporting entity is certifying the following elements of each self-designated PLGI security:

- a. The security was purchased prior to January 1, 2018.
- b. The reporting entity is holding capital commensurate with the NAIC Designation reported for the security.  
The NAIC Designation was derived from the credit rating assigned by an NAIC CRP in its legal capacity as a NRSRO which is shown on a current private letter rating held by the insurer and available for examination by state insurance regulators.
- c. The reporting entity is not permitted to share this credit rating of the PL security with the SVO.

Has the reporting entity self-designated PLGI securities?.....

Yes  No

General Interrogatory 5 - Please see Footnote 10

STATEMENT AS OF SEPTEMBER 30, 2019 OF THE WellCare Health Insurance Company of Kentucky, Inc.

## GENERAL INTERROGATORIES

### PART 2 - HEALTH

- 1. Operating Percentages:
  - 1.1 A&H loss percent ..... 87.7 %
  - 1.2 A&H cost containment percent ..... 0.6 %
  - 1.3 A&H expense percent excluding cost containment expenses ..... 9.2 %
- 2.1 Do you act as a custodian for health savings accounts? ..... Yes [ ] No [X]
- 2.2 If yes, please provide the amount of custodial funds held as of the reporting date ..... \$ \_\_\_\_\_
- 2.3 Do you act as an administrator for health savings accounts? ..... Yes [ ] No [X]
- 2.4 If yes, please provide the balance of the funds administered as of the reporting date ..... \$ \_\_\_\_\_
- 3. Is the reporting entity licensed or chartered, registered, qualified, eligible or writing business in at least two states? ..... Yes [X] No [ ]
- 3.1 If no, does the reporting entity assume reinsurance business that covers risks residing in at least one state other than the state of domicile of the reporting entity? ..... Yes [ ] No [ ]



STATEMENT AS OF SEPTEMBER 30, 2019 OF THE WellCare Health Insurance Company of Kentucky, Inc.

**SCHEDULE S - CEDED REINSURANCE**

Showing All New Reinsurance Treaties - Current Year to Date

1 NAIC Company Code	2 ID Number	3 Effective Date	4 Name of Reinsurer	5 Domiciliary Jurisdiction	6 Type of Reinsurance Ceded	7 Type of Reinsurer	8 Certified Reinsurer Rating (1 through 6)	9 Effective Date of Certified Reinsurer Rating
<b>NONE</b>								

13

STATEMENT AS OF SEPTEMBER 30, 2019 OF THE WellCare Health Insurance Company of Kentucky, Inc.

**SCHEDULE T - PREMIUMS AND OTHER CONSIDERATIONS**

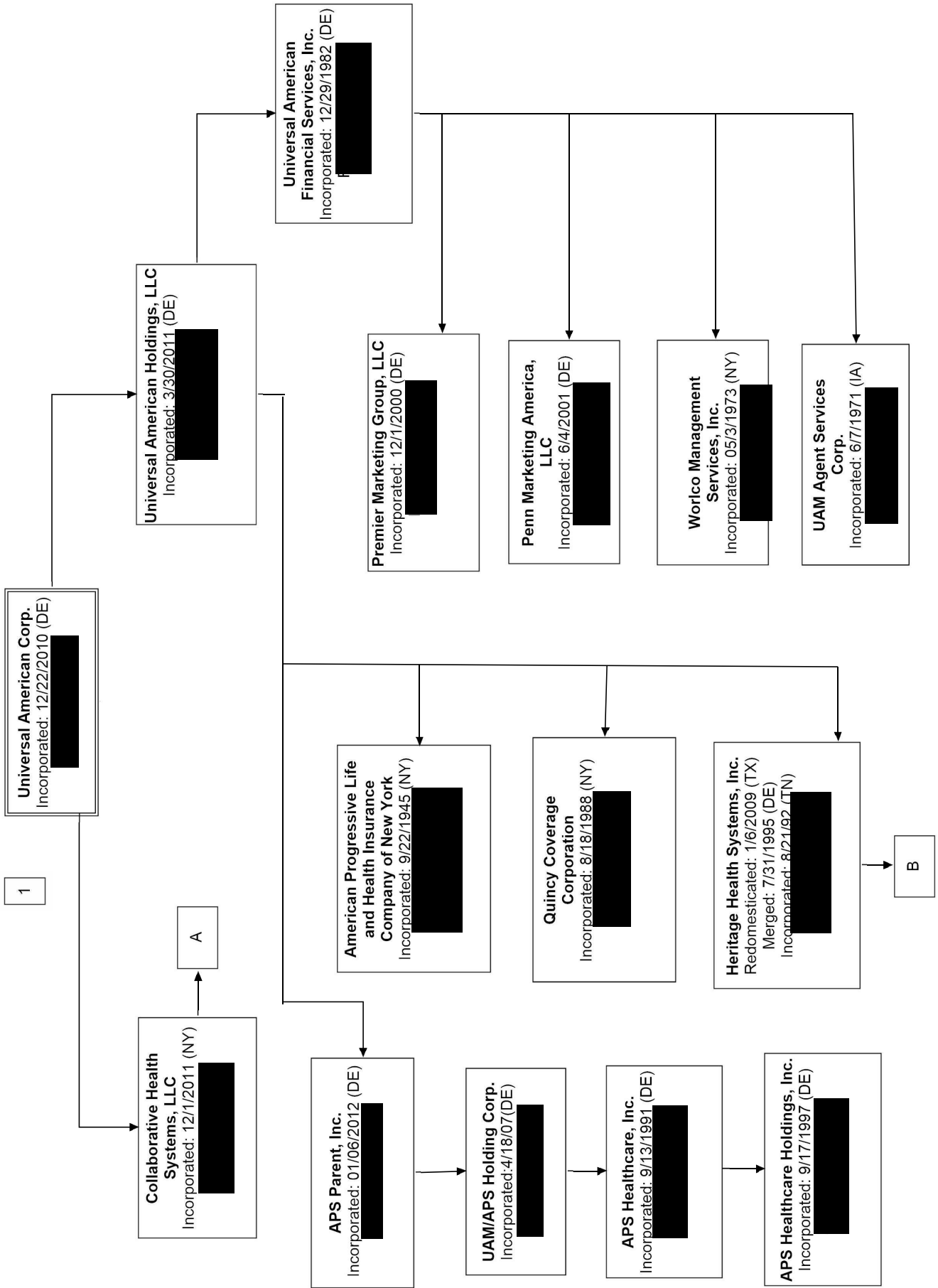
Current Year to Date - Allocated by States and Territories

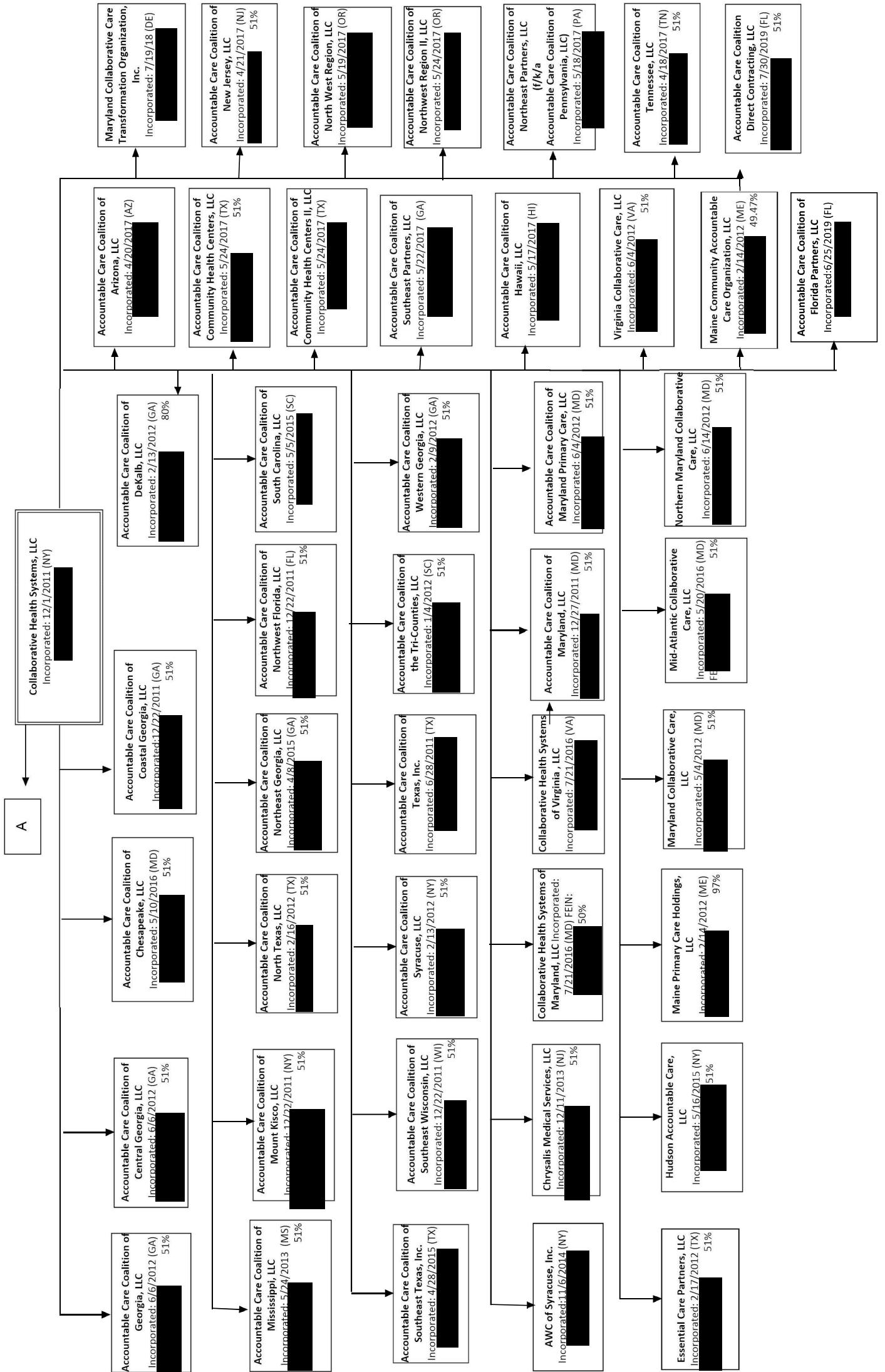
States, Etc.	1 Active Status (a)	Direct Business Only							9 Deposit-Type Contracts	
		2 Accident & Health Premiums	3 Medicare Title XVIII	4 Medicaid Title XIX	5 Federal Employees Health Benefits Program Premiums	6 Life & Annuity Premiums & Other Considerations	7 Property/Casualty Premiums	8 Total Columns 2 Through 7		
1. Alabama	AL	L	35,626,597						35,626,597	
2. Alaska	AK	L							0	
3. Arizona	AZ	L							0	
4. Arkansas	AR	L	35,450,171						35,450,171	
5. California	CA	L							0	
6. Colorado	CO	L	28,229,963						28,229,963	
7. Connecticut	CT	L	25,857,041						25,857,041	
8. Delaware	DE	L							0	
9. Dist. Columbia	DC	L							0	
10. Florida	FL	N							0	
11. Georgia	GA	L							0	
12. Hawaii	HI	L							0	
13. Idaho	ID	L							0	
14. Illinois	IL	L							0	
15. Indiana	IN	L							0	
16. Iowa	IA	L							0	
17. Kansas	KS	L							0	
18. Kentucky	KY	L		156,899,016	2,033,819,447				2,190,718,463	
19. Louisiana	LA	L							0	
20. Maine	ME	N							0	
21. Maryland	MD	L							0	
22. Massachusetts	MA	L							0	
23. Michigan	MI	N							0	
24. Minnesota	MN	L	30,711,490						30,711,490	
25. Mississippi	MS	L							0	
26. Missouri	MO	L							0	
27. Montana	MT	L	11,180,366						11,180,366	
28. Nebraska	NE	L							0	
29. Nevada	NV	L							0	
30. New Hampshire	NH	N							0	
31. New Jersey	NJ	L							0	
32. New Mexico	NM	L							0	
33. New York	NY	N							0	
34. North Carolina	NC	N							0	
35. North Dakota	ND	L							0	
36. Ohio	OH	L							0	
37. Oklahoma	OK	L							0	
38. Oregon	OR	L							0	
39. Pennsylvania	PA	L							0	
40. Rhode Island	RI	L	6,567,935						6,567,935	
41. South Carolina	SC	L							0	
42. South Dakota	SD	L							0	
43. Tennessee	TN	L							0	
44. Texas	TX	N							0	
45. Utah	UT	L							0	
46. Vermont	VT	N							0	
47. Virginia	VA	L							0	
48. Washington	WA	L							0	
49. West Virginia	WV	L							0	
50. Wisconsin	WI	L							0	
51. Wyoming	WY	L							0	
52. American Samoa	AS	N							0	
53. Guam	GU	N							0	
54. Puerto Rico	PR	N							0	
55. U.S. Virgin Islands	VI	N							0	
56. Northern Mariana Islands	MP	N							0	
57. Canada	CAN	N							0	
58. Aggregate other alien	OT	XXX	0	0	0	0	0	0	0	0
59. Subtotal	XXX		173,623,563	156,899,016	2,033,819,447	0	0	0	2,364,342,026	0
60. Reporting entity contributions for Employee Benefit Plans	XXX								0	
61. Total (Direct Business)	XXX		173,623,563	156,899,016	2,033,819,447	0	0	0	2,364,342,026	0
<b>DETAILS OF WRITE-INS</b>										
58001.	XXX									
58002.	XXX									
58003.	XXX									
58998. Summary of remaining write-ins for Line 58 from overflow page	XXX		0	0	0	0	0	0	0	0
58999. Totals (Lines 58001 through 58003 plus 58998) (Line 58 above)	XXX		0	0	0	0	0	0	0	0

(a) Active Status Counts

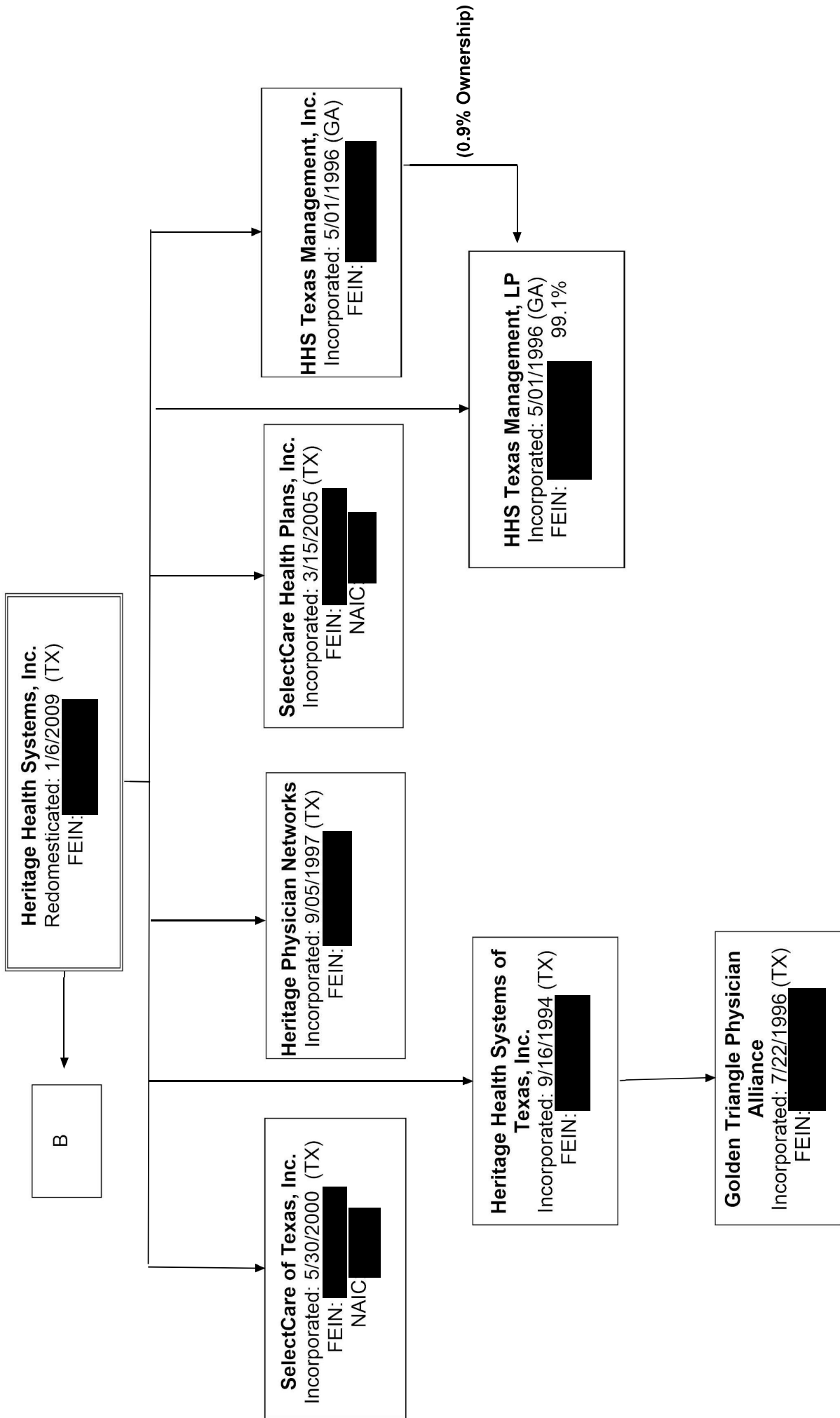
L – Licensed or Chartered – Licensed insurance carrier or domiciled RRG ..... 43 R – Registered – Non-domiciled RRGs ..... 0  
 E – Eligible – Reporting entities eligible or approved to write surplus lines in the state ..... 0 Q – Qualified – Qualified or accredited reinsurer ..... 0  
 N – None of the above – Not allowed to write business in the state ..... 14

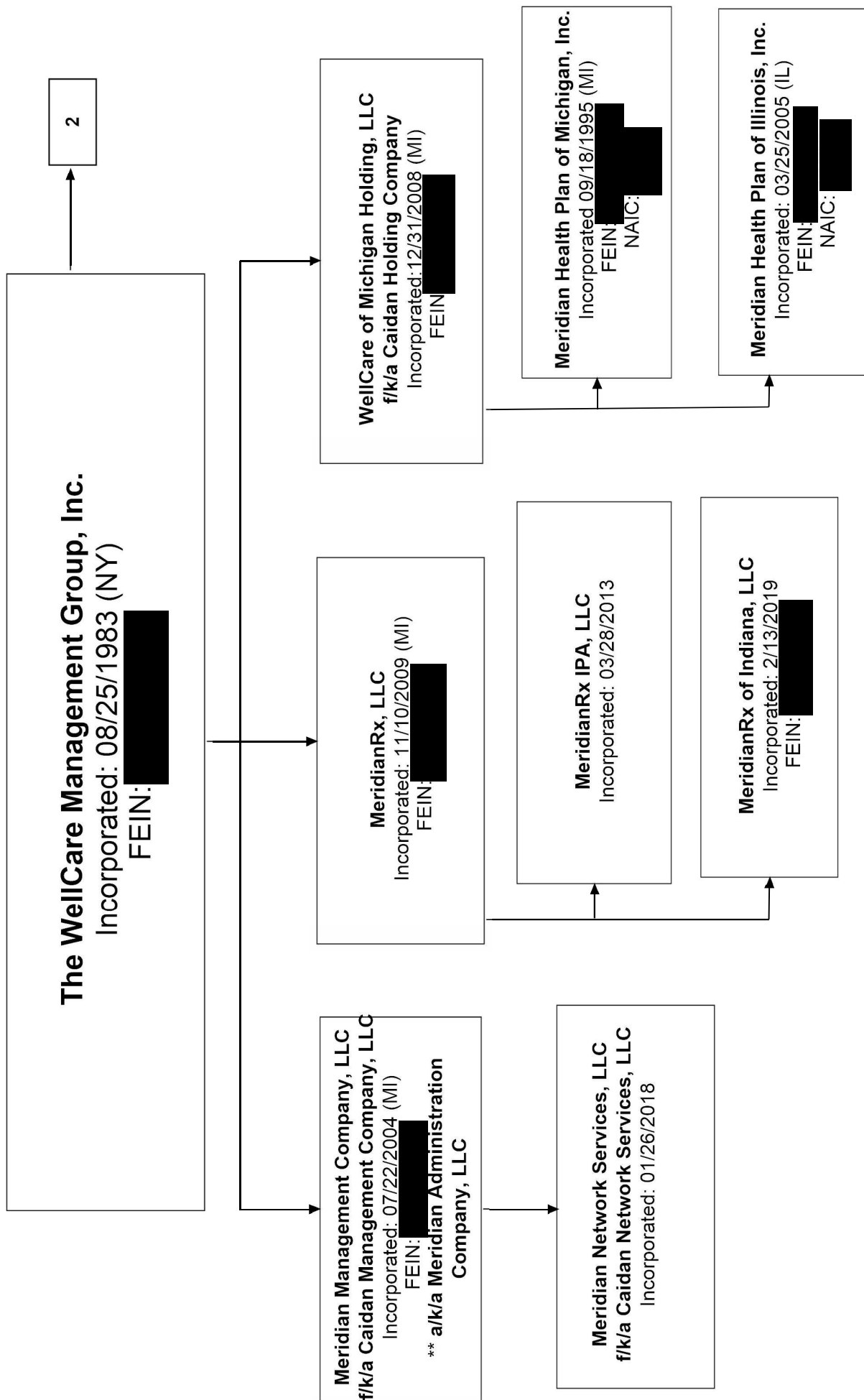












\*\* a/k/a Meridian Administration Company, LLC in these jurisdictions: AR, FL, IL, IN, NY, ND, OH, OR, TN, TX, VA, WA

STATEMENT AS OF SEPTEMBER 30, 2019 OF THE WellCare Health Insurance Company of Kentucky, Inc.

**SCHEDULE Y**  
**PART 1A – DETAIL OF INSURANCE HOLDING COMPANY SYSTEM**

1	2	3	4	5	6	7	8	9	10	11	12	13	14	15	16
Group Code	Group Name	NAIC Company Code	ID Number	Federal RSSD	CIK	Name of Securities Exchange if Publicly Traded (U.S. or International)	Names of Parent, Subsidiaries or Affiliates	Domiciliary Location	Relationship to Reporting Entity	Directly Controlled by (Name of Entity/Person)	Type of Control (Ownership, Board, Management, Attorney-in-Fact, Influence, Other)	If Control is Ownership Provide Percentage	Ultimate Controlling Entity(ies)/Person(s)	Is an SCA Filing Required? (Y/N)	*
01199	WellCare Health Plans Inc	[REDACTED]	[REDACTED]				WellCare of Connecticut Inc	CT	IA	WellCare of New York, Inc The WellCare Management	Ownership	100.0	WellCare Health Plans, Inc	N	0
01199	WellCare Health Plans Inc	[REDACTED]	[REDACTED]				WellCare of Florida Inc	FL	IA	WellCare of Florida Inc	Ownership	100.0	WellCare Health Plans, Inc	N	0
01199	WellCare Health Plans Inc	[REDACTED]	[REDACTED]				Comprehensive Health Management Inc	FL	NIA	The WellCare Management Group, Inc	Ownership	100.0	WellCare Health Plans, Inc	N	0
01199	WellCare Health Plans Inc	[REDACTED]	[REDACTED]				The WellCare Management Group, Inc	NY	UDP	WCG Health Management, Inc	Ownership	100.0	WellCare Health Plans, Inc	N	0
01199	WellCare Health Plans Inc	[REDACTED]	[REDACTED]				WellCare of New York Inc	NY	IA	The WellCare Management Group, Inc	Ownership	100.0	WellCare Health Plans, Inc	N	0
01199	WellCare Health Plans Inc	[REDACTED]	[REDACTED]				Harmony Behavioral Health Inc	FL	NIA	The WellCare Management Group, Inc	Ownership	100.0	WellCare Health Plans, Inc	N	0
01199	WellCare Health Plans Inc	[REDACTED]	[REDACTED]				Harmony Health Plan Inc	IL	IA	Harmony Health Systems, Inc	Ownership	100.0	WellCare Health Plans, Inc	N	0
01199	WellCare Health Plans Inc	[REDACTED]	[REDACTED]				Harmony Health Systems Inc	IL	NIA	The WellCare Management Group, Inc	Ownership	100.0	WellCare Health Plans, Inc	N	0
01199	WellCare Health Plans Inc	[REDACTED]	[REDACTED]				Harmony Health Management Inc	IL	NIA	Harmony Health Systems, Inc	Ownership	100.0	WellCare Health Plans, Inc	N	0
01199	WellCare Health Plans Inc	[REDACTED]	[REDACTED]			NYSE	WellCare Health Plans Inc	FL	UIP	Shareholders	Ownership	0.0	WellCare Health Plans, Inc	N	0
01199	WellCare Health Plans Inc	[REDACTED]	[REDACTED]				WCG Health Management Inc	FL	UIP	WellCare Health Plans, Inc	Ownership	100.0	WellCare Health Plans, Inc	N	0
01199	WellCare Health Plans Inc	[REDACTED]	[REDACTED]				WellCare of Georgia Inc	GA	IA	The WellCare Management Group, Inc	Ownership	100.0	WellCare Health Plans, Inc	N	0
01199	WellCare Health Plans Inc	[REDACTED]	[REDACTED]				Comprehensive Reinsurance Ltd	CYM	IA	The WellCare Management Group, Inc	Ownership	100.0	WellCare Health Plans, Inc	N	0
01199	WellCare Health Plans Inc	[REDACTED]	[REDACTED]				WellCare Prescription Insurance Inc	FL	IA	The WellCare Management Group, Inc	Ownership	100.0	WellCare Health Plans, Inc	N	0
01199	WellCare Health Plans Inc	[REDACTED]	[REDACTED]				WellCare of Ohio Inc	OH	IA	The WellCare Management Group, Inc	Ownership	100.0	WellCare Health Plans, Inc	N	0
01199	WellCare Health Plans Inc	[REDACTED]	[REDACTED]				Harmony Behavioral Health IPA Inc	NY	NIA	Harmony Behavioral Health, Inc	Ownership	100.0	WellCare Health Plans, Inc	N	0
01199	WellCare Health Plans Inc	[REDACTED]	[REDACTED]				WellCare Pharmacy Benefits Management Inc	DE	NIA	The WellCare Management Group, Inc	Ownership	100.0	WellCare Health Plans, Inc	N	0
01199	WellCare Health Plans Inc	[REDACTED]	[REDACTED]				WellCare Health Insurance of Arizona Inc	AZ	IA	The WellCare Management Group, Inc	Ownership	100.0	WellCare Health Plans, Inc	N	0
01199	WellCare Health Plans Inc	[REDACTED]	[REDACTED]				WellCare Health Insurance Company of Kentucky Inc	KY	IA	The WellCare Management Group, Inc	Ownership	100.0	WellCare Health Plans, Inc	N	0
01199	WellCare Health Plans Inc	[REDACTED]	[REDACTED]				WellCare Health Insurance of New York Inc	NY	IA	The WellCare Management Group, Inc	Ownership	100.0	WellCare Health Plans, Inc	N	0
01199	WellCare Health Plans Inc	[REDACTED]	[REDACTED]				WellCare Health Plans of New Jersey Inc	NJ	IA	The WellCare Management Group, Inc	Ownership	100.0	WellCare Health Plans, Inc	N	0
01199	WellCare Health Plans Inc	[REDACTED]	[REDACTED]				WellCare of Texas Inc	TX	IA	The WellCare Management Group, Inc	Ownership	100.0	WellCare Health Plans, Inc	N	0
01199	WellCare Health Plans Inc	[REDACTED]	[REDACTED]				Exactus Pharmacy Solutions, Inc	DE	NIA	WellCare Pharmacy Benefits Management	Ownership	100.0	WellCare Health Plans, Inc	N	0
01199	WellCare Health Plans Inc	[REDACTED]	[REDACTED]				Ohana Health Plans, Inc	HI	IA	The WellCare Management Group, Inc	Ownership	100.0	WellCare Health Plans, Inc	N	0

16

STATEMENT AS OF SEPTEMBER 30, 2019 OF THE WellCare Health Insurance Company of Kentucky, Inc.

**SCHEDULE Y**  
**PART 1A – DETAIL OF INSURANCE HOLDING COMPANY SYSTEM**

1	2	3	4	5	6	7	8	9	10	11	12	13	14	15	16
Group Code	Group Name	NAIC Company Code	ID Number	Federal RSSD	CIK	Name of Securities Exchange if Traded (U.S. or International)	Names of Parent, Subsidiaries or Affiliates	Domiciliary Location	Relationship to Reporting Entity	Directly Controlled by (Name of Entity/Person)	Type of Control (Ownership, Board, Management, Attorney-in-Fact, Influence, Other)	If Control is Ownership Provide Percentage	Ultimate Controlling Entity(ies)/Person(s)	Is an SCA Filing Required? (Y/N)	*
01199.....	WellCare Health Plans Inc.....						WellCare Health Plans of California, Inc.....	CA	JA	The WellCare Management Group, Inc.....	Ownership.....	100.0	WellCare Health Plans, Inc.....	N	0
01199.....	WellCare Health Plans Inc.....						WellCare of Kansas, Inc.....	KS	JA	The WellCare Management Group, Inc.....	Ownership.....	100.0	WellCare Health Plans, Inc.....	N	0
01199.....	WellCare Health Plans Inc.....						WellCare Health Plans of Tennessee, Inc.....	TN	JA	The WellCare Management Group, Inc.....	Ownership.....	100.0	WellCare Health Plans, Inc.....	N	0
01199.....	WellCare Health Plans Inc.....						America's 1st Choice California Holdings, LLC.....	FL	NIA	The WellCare Management Group, Inc.....	Ownership.....	100.0	WellCare Health Plans, Inc.....	N	0
01199.....	WellCare Health Plans Inc.....						WellCare of California, Inc.....	CA	JA	America's 1st Choice California Holdings, LLC.....	Ownership.....	100.0	WellCare Health Plans, Inc.....	N	0
01199.....	WellCare Health Plans Inc.....						WellCare of South Carolina, Inc.....	SC	JA	The WellCare Management Group, Inc.....	Ownership.....	100.0	WellCare Health Plans, Inc.....	N	0
01199.....	WellCare Health Plans Inc.....						Missouri Care, Incorporated.....	MO	JA	The WellCare Management Group, Inc.....	Ownership.....	100.0	WellCare Health Plans, Inc.....	N	0
01199.....	WellCare Health Plans Inc.....						The WellCare Community Foundation.....	DE	NIA	WellCare Health Plans, Inc.....	Ownership.....	100.0	WellCare Health Plans, Inc.....	N	0
01199.....	WellCare Health Plans Inc.....						Windsor Health Group, Inc.....	TN	NIA	The WellCare Management Group, Inc.....	Ownership.....	100.0	WellCare Health Plans, Inc.....	N	0
01199.....	WellCare Health Plans Inc.....						WellCare Health Plans of Kentucky, Inc.....	KY	JA	The WellCare Management Group, Inc.....	Ownership.....	100.0	WellCare Health Plans, Inc.....	N	0
01199.....	WellCare Health Plans Inc.....						WellCare of Nebraska, Inc.....	NE	JA	The WellCare Management Group, Inc.....	Ownership.....	100.0	WellCare Health Plans, Inc.....	N	0
01199.....	WellCare Health Plans Inc.....						WellCare of Pennsylvania, Inc.....	PA	JA	The WellCare Management Group, Inc.....	Ownership.....	100.0	WellCare Health Plans, Inc.....	N	0
01199.....	WellCare Health Plans Inc.....						WellCare of Oklahoma, Inc.....	OK	JA	The WellCare Management Group, Inc.....	Ownership.....	100.0	WellCare Health Plans, Inc.....	N	0
01199.....	WellCare Health Plans Inc.....						One Care by Care 1st Health Plan of Arizona, Inc.....	AZ	JA	The WellCare Management Group, Inc.....	Ownership.....	100.0	WellCare Health Plans, Inc.....	N	0
01199.....	WellCare Health Plans Inc.....						Care 1st Health Plan Arizona, Inc.....	AZ	JA	The WellCare Management Group, Inc.....	Ownership.....	100.0	WellCare Health Plans, Inc.....	N	0
01199.....	WellCare Health Plans Inc.....						Care 1st Health Plan Administrative Services, Inc.....	AZ	NIA	Care 1st Health Plan Arizona, Inc.....	Ownership.....	100.0	WellCare Health Plans, Inc.....	N	0
01199.....	WellCare Health Plans Inc.....						WellCare of Mississippi, Inc.....	MS	JA	The WellCare Management Group, Inc.....	Ownership.....	100.0	WellCare Health Plans, Inc.....	N	0
01199.....	WellCare Health Plans Inc.....						WellCare of Virginia, Inc.....	VA	JA	The WellCare Management Group, Inc.....	Ownership.....	100.0	WellCare Health Plans, Inc.....	N	0
01199.....	WellCare Health Plans Inc.....						WellCare of Alabama, Inc.....	AL	JA	The WellCare Management Group, Inc.....	Ownership.....	100.0	WellCare Health Plans, Inc.....	N	0
01199.....	WellCare Health Plans Inc.....						Accountable Care Coalition of Arizona, LLC.....	AZ	NIA	Collaborative Health Systems LLC.....	Ownership.....	51.0	WellCare Health Plans, Inc.....	N	0
01199.....	WellCare Health Plans Inc.....						Accountable Care Coalition of Central Georgia, LLC.....	GA	NIA	Collaborative Health Systems LLC.....	Ownership.....	51.0	WellCare Health Plans, Inc.....	N	0
01199.....	WellCare Health Plans Inc.....						Accountable Care Coalition of Chesapeake, LLC.....	MD	NIA	Collaborative Health Systems, LLC.....	Ownership.....	100.0	WellCare Health Plans, Inc.....	N	0
01199.....	WellCare Health Plans Inc.....						Accountable Care Coalition of Coastal Georgia, LLC.....	GA	NIA	Collaborative Health Systems LLC.....	Ownership.....	51.0	WellCare Health Plans, Inc.....	N	0

16.1

STATEMENT AS OF SEPTEMBER 30, 2019 OF THE WellCare Health Insurance Company of Kentucky, Inc.

**SCHEDULE Y**  
**PART 1A – DETAIL OF INSURANCE HOLDING COMPANY SYSTEM**

1	2	3	4	5	6	7	8	9	10	11	12	13	14	15	16
Group Code	Group Name	NAIC Company Code	ID Number	Federal RSSD	CIK	Name of Securities Exchange if Publicly Traded (U.S. or International)	Names of Parent, Subsidiaries or Affiliates	Domiciliary Location	Relationship to Reporting Entity	Directly Controlled by (Name of Entity/Person)	Type of Control (Ownership, Board, Management, Attorney-in-Fact, Influence, Other)	If Control is Ownership Provide Percentage	Ultimate Controlling Entity(ies)/Person(s)	Is an SCA Filing Required? (Y/N)	*
01199	WellCare Health Plans Inc						Accountable Care Coalition of Community Health Centers, LLC	TX	NIA	Collaborative Health Systems LLC	Ownership	51.0	WellCare Health Plans, Inc	N	0
01199	WellCare Health Plans Inc						Accountable Care Coalition of Community Health Centers II, LLC	TX	NIA	Collaborative Health Systems LLC	Ownership	100.0	WellCare Health Plans, Inc	N	0
01199	WellCare Health Plans Inc						Accountable Care Coalition of DeKalb, LLC	GA	NIA	Collaborative Health Systems LLC	Ownership	80.0	WellCare Health Plans, Inc	N	0
01199	WellCare Health Plans Inc						Accountable Care Coalition of Georgia, LLC	GA	NIA	Collaborative Health Systems LLC	Ownership	51.0	WellCare Health Plans, Inc	N	0
01199	WellCare Health Plans Inc						Accountable Care Coalition of Southeast Partners, LLC	GA	NIA	Collaborative Health Systems LLC	Ownership	100.0	WellCare Health Plans, Inc	N	0
01199	WellCare Health Plans Inc						Accountable Care Coalition of Hawaii, LLC	HI	NIA	Collaborative Health Systems LLC	Ownership	100.0	WellCare Health Plans, Inc	N	0
01199	WellCare Health Plans Inc						Accountable Care Coalition of Maryland Primary Care, LLC	MD	NIA	Collaborative Health Systems LLC	Ownership	51.0	WellCare Health Plans, Inc	N	0
01199	WellCare Health Plans Inc						Accountable Care Coalition of Maryland, LLC	MD	NIA	Collaborative Health Systems LLC	Ownership	51.0	WellCare Health Plans, Inc	N	0
01199	WellCare Health Plans Inc						Accountable Care Coalition of Mississippi, LLC	MS	NIA	Collaborative Health Systems LLC	Ownership	51.0	WellCare Health Plans, Inc	N	0
01199	WellCare Health Plans Inc						Accountable Care Coalition of Mount Kisco, LLC	NY	NIA	Collaborative Health Systems LLC	Ownership	51.0	WellCare Health Plans, Inc	N	0
01199	WellCare Health Plans Inc						Accountable Care Coalition of New Jersey, LLC	NJ	NIA	Collaborative Health Systems LLC	Ownership	51.0	WellCare Health Plans, Inc	N	0
01199	WellCare Health Plans Inc						Accountable Care Coalition of North Texas, LLC	TX	NIA	Collaborative Health Systems LLC	Ownership	51.0	WellCare Health Plans, Inc	N	0
01199	WellCare Health Plans Inc						Accountable Care Coalition of Northeast Georgia, LLC	GA	NIA	Collaborative Health Systems, LLC	Ownership	51.0	WellCare Health Plans, Inc	N	0
01199	WellCare Health Plans Inc						Accountable Care Coalition of Northwest Florida, LLC	FL	NIA	Collaborative Health Systems LLC	Ownership	51.0	WellCare Health Plans, Inc	N	0
01199	WellCare Health Plans Inc						Accountable Care Coalition of North West Region, LLC	OR	NIA	Collaborative Health Systems LLC	Ownership	100.0	WellCare Health Plans, Inc	N	0
01199	WellCare Health Plans Inc						Accountable Care Coalition of North West Region II, LLC	OR	NIA	Collaborative Health Systems LLC	Ownership	100.0	WellCare Health Plans, Inc	N	0
01199	WellCare Health Plans Inc						Accountable Care Coalition of Northeast Partners, LLC	PA	NIA	Collaborative Health Systems LLC	Ownership	100.0	WellCare Health Plans, Inc	N	0
01199	WellCare Health Plans Inc						Accountable Care Coalition of South Carolina, LLC	SC	NIA	Collaborative Health Systems, LLC	Ownership	100.0	WellCare Health Plans, Inc	N	0
01199	WellCare Health Plans Inc						Accountable Care Coalition of Southeast Texas, Inc	TX	NIA	Collaborative Health Systems, LLC	Ownership	100.0	WellCare Health Plans, Inc	N	0
01199	WellCare Health Plans Inc						Accountable Care Coalition of Southeast Wisconsin	WI	NIA	Collaborative Health Systems LLC	Ownership	51.0	WellCare Health Plans, Inc	N	0
01199	WellCare Health Plans Inc						Accountable Care Coalition of Syracuse, LLC	NY	NIA	Collaborative Health Systems LLC	Ownership	51.0	WellCare Health Plans, Inc	N	0
01199	WellCare Health Plans Inc						Accountable Care Coalition of Tennessee, LLC	TN	NIA	Collaborative Health Systems LLC	Ownership	51.0	WellCare Health Plans, Inc	N	0
01199	WellCare Health Plans Inc						Accountable Care Coalition of Texas, Inc	TX	NIA	Collaborative Health Systems LLC	Ownership	100.0	WellCare Health Plans, Inc	N	0

16.2



STATEMENT AS OF SEPTEMBER 30, 2019 OF THE WellCare Health Insurance Company of Kentucky, Inc.

**SCHEDULE Y**  
**PART 1A – DETAIL OF INSURANCE HOLDING COMPANY SYSTEM**

1	2	3	4	5	6	7	8	9	10	11	12	13	14	15	16
Group Code	Group Name	NAIC Company Code	ID Number	Federal RSSD	CIK	Name of Securities Exchange if Publicly Traded (U.S. or International)	Names of Parent, Subsidiaries or Affiliates	Domiciliary Location	Relationship to Reporting Entity	Directly Controlled by (Name of Entity/Person)	Type of Control (Ownership, Board, Management, Attorney-in-Fact, Influence, Other)	If Control is Ownership Provide Percentage	Ultimate Controlling Entity(ies)/Person(s)	Is an SCA Filing Required? (Y/N)	*
01199	WellCare Health Plans Inc						Accountable Care Coalition of the Tri-Counties, LLC	SC	NIA	Collaborative Health Systems LLC	Ownership	51.0	WellCare Health Plans, Inc	N	0
01199	WellCare Health Plans Inc						American Progressive Life & Health Insurance Company of New York	NY	IA	Universal American Holdings, LLC	Ownership	100.0	WellCare Health Plans, Inc	N	0
01199	WellCare Health Plans Inc						APS Healthcare Holdings, Inc	DE	NIA	APS Healthcare, Inc	Ownership	100.0	WellCare Health Plans, Inc	N	0
01199	WellCare Health Plans Inc						APS Healthcare, Inc	DE	NIA	UAM/APS Holding Corp	Ownership	100.0	WellCare Health Plans, Inc	N	0
01199	WellCare Health Plans Inc						APS Parent, Inc	DE	NIA	Universal American Holdings, LLC	Ownership	100.0	WellCare Health Plans, Inc	N	0
01199	WellCare Health Plans Inc						Chrysalis Medical Services, LLC	TX	NIA	Heritage Health Systems, Inc	Ownership	51.0	WellCare Health Plans, Inc	N	0
01199	WellCare Health Plans Inc						Collaborative Health Systems of Maryland, Inc	MD	NIA	Collaborative Health Systems, LLC	Ownership	50.0	WellCare Health Plans, Inc	N	0
01199	WellCare Health Plans Inc						Collaborative Health Systems of Virginia, Inc	VA	NIA	Collaborative Health Systems, LLC	Ownership	100.0	WellCare Health Plans, Inc	N	0
01199	WellCare Health Plans Inc						Collaborative Health Systems, LLC	NY	NIA	Universal American Corp	Ownership	100.0	WellCare Health Plans, Inc	N	0
01199	WellCare Health Plans Inc						Empire Collaborative Care, LLC	NY	NIA	Collaborative Health Systems, LLC	Ownership	100.0	WellCare Health Plans, Inc	N	0
01199	WellCare Health Plans Inc						Essential Care Partners, LLC	TX	NIA	Collaborative Health Systems LLC	Ownership	51.0	WellCare Health Plans, Inc	N	0
01199	WellCare Health Plans Inc						Golden Triangle Physician Alliance	TX	NIA	Heritage Health Systems of Texas, Inc	Ownership	100.0	WellCare Health Plans, Inc	N	0
01199	WellCare Health Plans Inc						Heritage Health Systems of Texas, Inc	TX	NIA	Heritage Health Systems, Inc	Ownership	100.0	WellCare Health Plans, Inc	N	0
01199	WellCare Health Plans Inc						Heritage Health Systems, Inc	TX	NIA	Universal American Corp	Ownership	100.0	WellCare Health Plans, Inc	N	0
01199	WellCare Health Plans Inc						Heritage Physician Networks	TX	NIA	Heritage Health Systems, Inc	Ownership	100.0	WellCare Health Plans, Inc	N	0
01199	WellCare Health Plans Inc						HHS Texas Management, Inc	GA	NIA	Heritage Health Systems, Inc	Ownership	100.0	WellCare Health Plans, Inc	N	0
01199	WellCare Health Plans Inc						HHS Texas Management, LP	GA	NIA	Heritage Health Systems, Inc	Ownership	99.1	WellCare Health Plans, Inc	N	0
01199	WellCare Health Plans Inc						Hudson Accountable Care, LLC	NY	NIA	Collaborative Health Systems, LLC	Ownership	51.0	WellCare Health Plans, Inc	N	0
01199	WellCare Health Plans Inc						Maine Community Accountable Care Organization, LLC	ME	NIA	Maine Primary Care Holdings, LLC	Ownership	49.5	WellCare Health Plans, Inc	N	0
01199	WellCare Health Plans Inc						Maine Primary Care Holdings, LLC	ME	NIA	Collaborative Health Systems LLC	Ownership	97.0	WellCare Health Plans, Inc	N	0
01199	WellCare Health Plans Inc						Maryland Collaborative Care, LLC	MD	NIA	Collaborative Health Systems LLC	Ownership	51.0	WellCare Health Plans, Inc	N	0
01199	WellCare Health Plans Inc						Mid-Atlantic Collaborative Care, LLC	MD	NIA	Collaborative Health Systems, LLC	Ownership	51.0	WellCare Health Plans, Inc	N	0
01199	WellCare Health Plans Inc						Northern Maryland Collaborative Care, LLC	MD	NIA	Collaborative Health Systems LLC	Ownership	51.0	WellCare Health Plans, Inc	N	0

16.3



STATEMENT AS OF SEPTEMBER 30, 2019 OF THE WellCare Health Insurance Company of Kentucky, Inc.

**SCHEDULE Y**  
**PART 1A – DETAIL OF INSURANCE HOLDING COMPANY SYSTEM**

1	2	3	4	5	6	7	8	9	10	11	12	13	14	15	16
Group Code	Group Name	NAIC Company Code	ID Number	Federal RSSD	CIK	Name of Securities Exchange if Publicly Traded (U.S. or International)	Names of Parent, Subsidiaries or Affiliates	Domiciliary Location	Relationship to Reporting Entity	Directly Controlled by (Name of Entity/Person)	Type of Control (Ownership, Board, Management, Attorney-in-Fact, Influence, Other)	If Control is Ownership Provide Percentage	Ultimate Controlling Entity(ies)/Person(s)	Is an SCA Filing Required? (Y/N)	*
01199.....	WellCare Health Plans Inc.....						Penn Marketing America, LLC.....	DE	NIA	Universal American Financial Services.....	Ownership.....	100.0	WellCare Health Plans, Inc.....	N	0
01199.....	WellCare Health Plans Inc.....						Premier Marketing Group, LLC.....	DE	NIA	Penn Marketing America, LLC.....	Ownership.....	100.0	WellCare Health Plans, Inc.....	N	0
01199.....	WellCare Health Plans Inc.....						Quincy Coverage Corporation.....	NY	NIA	Universal American Holdings, LLC.....	Ownership.....	100.0	WellCare Health Plans, Inc.....	N	0
01199.....	WellCare Health Plans Inc.....						SelectCare Health Plans, Inc.....	TX	IA	Heritage Health Systems, Inc.....	Ownership.....	100.0	WellCare Health Plans, Inc.....	N	0
01199.....	WellCare Health Plans Inc.....						SelectCare of Texas, Inc.....	TX	IA	Heritage Health Systems, Inc.....	Ownership.....	100.0	WellCare Health Plans, Inc.....	N	0
01199.....	WellCare Health Plans Inc.....						UAM Agent Services Corp.....	IA	NIA	Universal American Financial Services.....	Ownership.....	100.0	WellCare Health Plans, Inc.....	N	0
01199.....	WellCare Health Plans Inc.....						UAM/APS Holding Corp.....	DE	NIA	APS Parent, Inc.....	Ownership.....	100.0	WellCare Health Plans, Inc.....	N	0
01199.....	WellCare Health Plans Inc.....						Universal American Corp.....	DE	NIA	The WellCare Management Group, Inc.....	Ownership.....	100.0	WellCare Health Plans, Inc.....	N	0
01199.....	WellCare Health Plans Inc.....						Universal American Financial Services.....	DE	NIA	Universal American Holdings, LLC.....	Ownership.....	100.0	WellCare Health Plans, Inc.....	N	0
01199.....	WellCare Health Plans Inc.....						Universal American Holdings, LLC.....	DE	NIA	Universal American Corp.....	Ownership.....	100.0	WellCare Health Plans, Inc.....	N	0
01199.....	WellCare Health Plans Inc.....						Virginia Collaborative Care, LLC.....	VA	NIA	Collaborative Health Systems LLC.....	Ownership.....	51.0	WellCare Health Plans, Inc.....	N	0
01199.....	WellCare Health Plans Inc.....						Worlco Management Services, Inc.....	NY	NIA	Worlco Management Services Collaborative Health Systems LLC.....	Ownership.....	100.0	WellCare Health Plans, Inc.....	N	0
01199.....	WellCare Health Plans Inc.....						AWC of Syracuse, Inc.....	NY	NIA	The WellCare Management Group, Inc.....	Ownership.....	100.0	WellCare Health Plans, Inc.....	N	0
01199.....	WellCare Health Plans Inc.....						WellCare Health Plans of Arizona, Inc.....	AZ	IA	The WellCare Management Group, Inc.....	Ownership.....	100.0	WellCare Health Plans, Inc.....	N	0
01199.....	WellCare Health Plans Inc.....						WellCare of Maine, Inc.....	ME	IA	The WellCare Management Group, Inc.....	Ownership.....	100.0	WellCare Health Plans, Inc.....	N	0
01199.....	WellCare Health Plans Inc.....						WellCare of Puerto Rico, Inc.....	PR	IA	The WellCare Management Group, Inc.....	Ownership.....	100.0	WellCare Health Plans, Inc.....	N	0
01199.....	WellCare Health Plans Inc.....						WellCare Associate Assistance Fund, Inc.....	FL	NIA	The WellCare Management Group, Inc.....	Ownership.....	100.0	WellCare Health Plans, Inc.....	N	0
01199.....	WellCare Health Plans Inc.....						WellCare Health Insurance Company of America.....	AR	IA	The WellCare Management Group, Inc.....	Ownership.....	100.0	WellCare Health Plans, Inc.....	N	0
01199.....	WellCare Health Plans Inc.....						WellCare National Health Insurance Company.....	TX	IA	The WellCare Management Group, Inc.....	Ownership.....	100.0	WellCare Health Plans, Inc.....	N	0
01199.....	WellCare Health Plans Inc.....						WellCare of North Carolina, Inc.....	NC	IA	The WellCare Management Group, Inc.....	Ownership.....	100.0	WellCare Health Plans, Inc.....	N	0
01199.....	WellCare Health Plans Inc.....						Meridian Management Company, LLC.....	MI	NIA	The WellCare Management Group, Inc.....	Ownership.....	100.0	WellCare Health Plans, Inc.....	N	0
01199.....	WellCare Health Plans Inc.....						Meridian Network Services, LLC.....	MI	NIA	Meridian Management Company, LLC.....	Ownership.....	100.0	WellCare Health Plans, Inc.....	N	0
01199.....	WellCare Health Plans Inc.....						WellCare of Michigan Holding Company.....	MI	NIA	The WellCare Management Group, Inc.....	Ownership.....	100.0	WellCare Health Plans, Inc.....	N	0

16.4

STATEMENT AS OF SEPTEMBER 30, 2019 OF THE WellCare Health Insurance Company of Kentucky, Inc.

**SCHEDULE Y**  
**PART 1A – DETAIL OF INSURANCE HOLDING COMPANY SYSTEM**

1	2	3	4	5	6	7	8	9	10	11	12	13	14	15	16
Group Code	Group Name	NAIC Company Code	ID Number	Federal RSSD	CIK	Name of Securities Exchange if Publicly Traded (U.S. or International)	Names of Parent, Subsidiaries or Affiliates	Domiciliary Location	Relationship to Reporting Entity	Directly Controlled by (Name of Entity/Person)	Type of Control (Ownership, Board, Management, Attorney-in-Fact, Influence, Other)	If Control is Ownership Provide Percentage	Ultimate Controlling Entity(ies)/Person(s)	Is an SCA Filing Required? (Y/N)	*
01199	WellCare Health Plans Inc						Maryland Collaborative Care Transformation Organization, Inc	DE	NIA	The WellCare Management Group, Inc	Ownership	100.0	WellCare Health Plans, Inc	N	0
01199	WellCare Health Plans Inc						Meridian Health Plan of Illinois, Inc	IL	JA	WellCare of Michigan Holding Company	Ownership	100.0	WellCare Health Plans, Inc	N	0
01199	WellCare Health Plans Inc						Meridian Health Plan of Michigan, Inc	MI	JA	WellCare of Michigan Holding Company	Ownership	100.0	WellCare Health Plans, Inc	N	0
01199	WellCare Health Plans Inc						WellCare of Washington, Inc	WA	JA	The WellCare Management Group, Inc	Ownership	100.0	WellCare Health Plans, Inc	N	0
01199	WellCare Health Plans Inc						MeridianRx, LLC	MI	NIA	The WellCare Management Group, Inc	Ownership	100.0	WellCare Health Plans, Inc	N	0
01199	WellCare Health Plans Inc						MeridianRX IPA, LLC	NY	NIA	MeridianRX, LLC	Ownership	100.0	WellCare Health Plans, Inc	N	0
01199	WellCare Health Plans Inc						WellCare Health Insurance of Connecticut, Inc	CT	JA	The WellCare Management Group, Inc	Ownership	100.0	WellCare Health Plans, Inc	N	0
01199	WellCare Health Plans Inc						WellCare Health Insurance of Tennessee, Inc	TN	JA	The WellCare Management Group, Inc	Ownership	100.0	WellCare Health Plans, Inc	N	0
01199	WellCare Health Plans Inc						WellCare Health Plans of Vermont, Inc	VT	JA	The WellCare Management Group, Inc	Ownership	100.0	WellCare Health Plans, Inc	N	0
01199	WellCare Health Plans Inc						WellCare of Arkansas, Inc	AR	JA	The WellCare Management Group, Inc	Ownership	100.0	WellCare Health Plans, Inc	N	0
01199	WellCare Health Plans Inc						WellCare of Indiana, Inc	IN	JA	The WellCare Management Group, Inc	Ownership	100.0	WellCare Health Plans, Inc	N	0
01199	WellCare Health Plans Inc						WellCare of New Hampshire, Inc	NH	JA	The WellCare Management Group, Inc	Ownership	100.0	WellCare Health Plans, Inc	N	0
01199	WellCare Health Plans Inc						MeridianRx of Indiana, LLC	IN	NIA	MeridianRX, LLC	Ownership	100.0	WellCare Health Plans, Inc	N	0
01199	WellCare Health Plans Inc						WellCare Health Insurance Company of Louisiana, Inc	LA	JA	The WellCare Management Group, Inc	Ownership	100.0	WellCare Health Plans, Inc	N	0
01199	WellCare Health Plans Inc						WellCare Health Insurance Company of New Hampshire, Inc	NH	JA	The WellCare Management Group, Inc	Ownership	100.0	WellCare Health Plans, Inc	N	0
01199	WellCare Health Plans Inc						WellCare Health Insurance Company of Washington, Inc	WA	JA	The WellCare Management Group, Inc	Ownership	100.0	WellCare Health Plans, Inc	N	0
01199	WellCare Health Plans Inc						WellCare Health Insurance Company of Wisconsin, Inc	WI	JA	The WellCare Management Group, Inc	Ownership	100.0	WellCare Health Plans, Inc	N	0
01199	WellCare Health Plans Inc						WellCare Health Insurance of North Carolina, Inc	NC	JA	The WellCare Management Group, Inc	Ownership	100.0	WellCare Health Plans, Inc	N	0
01199	WellCare Health Plans Inc						WellCare Health Plans of Wisconsin, Inc	WI	JA	The WellCare Management Group, Inc	Ownership	100.0	WellCare Health Plans, Inc	N	0
01199	WellCare Health Plans Inc						WellCare of Missouri Health Insurance Company, Inc	MO	JA	The WellCare Management Group, Inc	Ownership	100.0	WellCare Health Plans, Inc	N	0
01199	WellCare Health Plans Inc						Accountable Care Coalition of Florida Partners, LLC	FL	NIA	The WellCare Management Group, Inc	Ownership	100.0	WellCare Health Plans, Inc	N	0
01199	WellCare Health Plans Inc						Accountable Care Coalition Direct Contracting, LLC	FL	NIA	The WellCare Management Group, Inc	Ownership	100.0	WellCare Health Plans, Inc	N	0

16.5



STATEMENT AS OF SEPTEMBER 30, 2019 OF THE WellCare Health Insurance Company of Kentucky, Inc.

**SCHEDULE Y**  
**PART 1A – DETAIL OF INSURANCE HOLDING COMPANY SYSTEM**

Asterisk	Explanation

16.6

STATEMENT AS OF SEPTEMBER 30, 2019 OF THE WellCare Health Insurance Company of Kentucky, Inc.

# SUPPLEMENTAL EXHIBITS AND SCHEDULES INTERROGATORIES

The following supplemental reports are required to be filed as part of your statement filing. However, in the event that your company does not transact the type of business for which the special report must be filed, your response of **NO** to the specific interrogatory will be accepted in lieu of filing a "NONE" report and a bar code will be printed below. If the supplement is required of your company but is not being filed for whatever reason enter **SEE EXPLANATION** and provide an explanation following the interrogatory questions.

RESPONSE

1. Will the Medicare Part D Coverage Supplement be filed with the state of domicile and the NAIC with this statement?

.....YES.....

**Explanation:**

**Bar Code:**

**OVERFLOW PAGE FOR WRITE-INS**

MQ002 Additional Aggregate Lines for Page 02 Line 25.  
 \*ASSETS

	1	2	3	4
	Assets	Nonadmitted Assets	Net Admitted Assets (Cols. 1 - 2)	December 31 Prior Year Net Admitted Assets
2504. State and other tax recoverables.....	581,462		581,462	0
2597. Summary of remaining write-ins for Line 25 from Page 02	581,462	0	581,462	0

STATEMENT AS OF SEPTEMBER 30, 2019 OF THE WellCare Health Insurance Company of Kentucky, Inc.

**SCHEDULE A – VERIFICATION**

Real Estate

	1 Year To Date	2 Prior Year Ended December 31
1. Book/adjusted carrying value, December 31 of prior year	0	0
2. Cost of acquired:		
2.1 Actual cost at time of acquisition		0
2.2 Additional investment made after acquisition		0
3. Current year change in encumbrances		0
4. Total gain (loss) on disposals		0
5. Deduct amounts received on disposals		0
6. Total foreign exchange change in book/adjusted carrying value		0
7. Deduct current year's other-than-temporary impairment recognized		0
8. Deduct current year's depreciation		0
9. Book/adjusted carrying value at the end of current period (Lines 1+2+3+4-5+6-7-8)	0	0
10. Deduct total nonadmitted amounts	0	0
11. Statement value at end of current period (Line 9 minus Line 10)	0	0

**SCHEDULE B – VERIFICATION**

Mortgage Loans

	1 Year To Date	2 Prior Year Ended December 31
1. Book value/recorded investment excluding accrued interest, December 31 of prior year	0	0
2. Cost of acquired:		
2.1 Actual cost at time of acquisition		0
2.2 Additional investment made after acquisition		0
3. Capitalized deferred interest and other		0
4. Accrual of discount		0
5. Unrealized valuation increase (decrease)		0
6. Total gain (loss) on disposals		0
7. Deduct amounts received on disposals		0
8. Deduct amortization of premium and mortgage interest points and commitment fees		0
9. Total foreign exchange change in book value/recorded investment excluding accrued interest		0
10. Deduct current year's other-than-temporary impairment recognized		0
11. Book value/recorded investment excluding accrued interest at end of current period (Lines 1+2+3+4+5+6-7-8+9-10)	0	0
12. Total valuation allowance		0
13. Subtotal (Line 11 plus Line 12)	0	0
14. Deduct total nonadmitted amounts	0	0
15. Statement value at end of current period (Line 13 minus Line 14)	0	0

**SCHEDULE BA – VERIFICATION**

Other Long-Term Invested Assets

	1 Year To Date	2 Prior Year Ended December 31
1. Book/adjusted carrying value, December 31 of prior year	0	0
2. Cost of acquired:		
2.1 Actual cost at time of acquisition		0
2.2 Additional investment made after acquisition		0
3. Capitalized deferred interest and other		0
4. Accrual of discount		0
5. Unrealized valuation increase (decrease)		0
6. Total gain (loss) on disposals		0
7. Deduct amounts received on disposals		0
8. Deduct amortization of premium and depreciation		0
9. Total foreign exchange change in book/adjusted carrying value		0
10. Deduct current year's other-than-temporary impairment recognized		0
11. Book/adjusted carrying value at end of current period (Lines 1+2+3+4+5+6-7-8+9-10)	0	0
12. Deduct total nonadmitted amounts	0	0
13. Statement value at end of current period (Line 11 minus Line 12)	0	0

**SCHEDULE D – VERIFICATION**

Bonds and Stocks

	1 Year To Date	2 Prior Year Ended December 31
1. Book/adjusted carrying value of bonds and stocks, December 31 of prior year	274,633,290	197,147,651
2. Cost of bonds and stocks acquired	572,658,567	111,205,542
3. Accrual of discount	321,210	267,427
4. Unrealized valuation increase (decrease)	(298,481)	0
5. Total gain (loss) on disposals	2,988,482	(190,123)
6. Deduct consideration for bonds and stocks disposed of	409,032,831	31,784,694
7. Deduct amortization of premium	1,868,371	2,066,967
8. Total foreign exchange change in book/adjusted carrying value	0	0
9. Deduct current year's other-than-temporary impairment recognized	0	0
10. Total investment income recognized as a result of prepayment penalties and/or acceleration fees	116,302	54,453
11. Book/adjusted carrying value at end of current period (Lines 1+2+3+4+5-6-7+8-9+10)	439,518,167	274,633,290
12. Deduct total nonadmitted amounts	0	0
13. Statement value at end of current period (Line 11 minus Line 12)	439,518,167	274,633,290



STATEMENT AS OF SEPTEMBER 30, 2019 OF THE WellCare Health Insurance Company of Kentucky, Inc.

**SCHEDULE D - PART 1B**

Showing the Acquisitions, Dispositions and Non-Trading Activity During the Current Quarter for all Bonds and Preferred Stock by NAIC Designation

NAIC Designation	1 Book/Adjusted Carrying Value Beginning of Current Quarter	2 Acquisitions During Current Quarter	3 Dispositions During Current Quarter	4 Non-Trading Activity During Current Quarter	5 Book/Adjusted Carrying Value End of First Quarter	6 Book/Adjusted Carrying Value End of Second Quarter	7 Book/Adjusted Carrying Value End of Third Quarter	8 Book/Adjusted Carrying Value December 31 Prior Year
<b>BONDS</b>								
1. NAIC 1 (a)	158,697,648	322,051,612	188,943,190	(2,139,514)	285,738,011	158,697,648	289,666,556	284,005,587
2. NAIC 2 (a)	96,845,583	68,324,488	45,993,407	4,019,375	99,743,826	96,845,583	123,196,039	94,255,080
3. NAIC 3 (a)	60,664,202	36,673,955	3,287,516	(3,574,941)	0	60,664,202	90,475,700	0
4. NAIC 4 (a)	0	201,750	255,450	892,742	0	0	839,042	0
5. NAIC 5 (a)	0	0	0	0	0	0	0	0
6. NAIC 6 (a)	0	0	0	0	0	0	0	0
7. Total Bonds	316,207,434	427,251,805	238,479,563	(802,338)	385,481,837	316,207,434	504,177,338	378,260,667
<b>PREFERRED STOCK</b>								
8. NAIC 1	0	0	0	0	0	0	0	0
9. NAIC 2	0	0	0	0	0	0	0	0
10. NAIC 3	0	0	0	0	0	0	0	0
11. NAIC 4	0	0	0	0	0	0	0	0
12. NAIC 5	0	0	0	0	0	0	0	0
13. NAIC 6	0	0	0	0	0	0	0	0
14. Total Preferred Stock	0	0	0	0	0	0	0	0
15. Total Bonds & Preferred Stock	316,207,434	427,251,805	238,479,563	(802,338)	385,481,837	316,207,434	504,177,338	378,260,667

(a) Book/Adjusted Carrying Value column for the end of the current reporting period includes the following amount of short-term and cash equivalent bonds by NAIC designation: NAIC 1 \$ 55,821,496 ; NAIC 2 \$ 5,087,126 ; NAIC 3 \$ 3,750,549 ; NAIC 4 \$ 0 ; NAIC 5 \$ 0 ; NAIC 6 \$ 0

S102

STATEMENT AS OF SEPTEMBER 30, 2019 OF THE WellCare Health Insurance Company of Kentucky, Inc.

**SCHEDULE DA - PART 1**

Short-Term Investments

	1 Book/Adjusted Carrying Value	2 Par Value	3 Actual Cost	4 Interest Collected Year To Date	5 Paid for Accrued Interest Year To Date
9199999	57,037,061	XXX	57,101,151	344,262	430,603

**SCHEDULE DA - VERIFICATION**

Short-Term Investments

	1 Year To Date	2 Prior Year Ended December 31
1. Book/adjusted carrying value, December 31 of prior year.....	100,492,736	23,242,630
2. Cost of short-term investments acquired .....	111,660,539	175,141,874
3. Accrual of discount .....	256,627	372,463
4. Unrealized valuation increase (decrease).....	(6,330)	0
5. Total gain (loss) on disposals .....	18,069	(39,266)
6. Deduct consideration received on disposals .....	155,184,316	97,838,162
7. Deduct amortization of premium.....	200,264	386,803
8. Total foreign exchange change in book/adjusted carrying value.....	0	0
9. Deduct current year's other-than-temporary impairment recognized.....	0	0
10. Book/adjusted carrying value at end of current period (Lines 1+2+3+4+5-6-7+8-9).....	57,037,061	100,492,736
11. Deduct total nonadmitted amounts.....	0	0
12. Statement value at end of current period (Line 10 minus Line 11)	57,037,061	100,492,736

Schedule DB - Part A - Verification

**NONE**

Schedule DB - Part B - Verification

**NONE**

Schedule DB - Part C - Section 1

**NONE**

Schedule DB - Part C - Section 2

**NONE**

Schedule DB - Verification

**NONE**

STATEMENT AS OF SEPTEMBER 30, 2019 OF THE WellCare Health Insurance Company of Kentucky, Inc.

**SCHEDULE E – PART 2 – VERIFICATION**

(Cash Equivalents)

	1 Year To Date	2 Prior Year Ended December 31
1. Book/adjusted carrying value, December 31 of prior year.....	49,720,745	317,207,771
2. Cost of cash equivalents acquired .....	2,260,516,714	1,887,503,148
3. Accrual of discount .....	37,759	30,547
4. Unrealized valuation increase (decrease) .....	.0	.0
5. Total gain (loss) on disposals.....	6,445	1,552
6. Deduct consideration received on disposals .....	2,158,864,430	2,154,919,339
7. Deduct amortization of premium .....	27,169	102,935
8. Total foreign exchange change in book/adjusted carrying value .....	.0	.0
9. Deduct current year's other than temporary impairment recognized .....	.0	.0
10. Book/adjusted carrying value at end of current period (Lines 1+2+3+4+5-6-7+8-9) .....	151,390,065	49,720,745
11. Deduct total nonadmitted amounts .....	.0	.0
12. Statement value at end of current period (Line 10 minus Line 11)	151,390,065	49,720,745



Schedule A - Part 2

**NONE**

Schedule A - Part 3

**NONE**

Schedule B - Part 2

**NONE**

Schedule B - Part 3

**NONE**

Schedule BA - Part 2

**NONE**

Schedule BA - Part 3

**NONE**

STATEMENT AS OF SEPTEMBER 30, 2019 OF THE WellCare Health Insurance Company of Kentucky, Inc.

**SCHEDULE D - PART 3**

Show All Long-Term Bonds and Stock Acquired During the Current Quarter

1	2	3	4	5	6	7	8	9	10
CUSIP Identification	Description	Foreign	Date Acquired	Name of Vendor	Number of Shares of Stock	Actual Cost	Par Value	Paid for Accrued Interest and Dividends	NAIC Designation and Administrative Symbol/Market Indicator <sup>(a)</sup>
<b>Bonds - U.S. Governments</b>									
912828-L6-5	UNITED STATES TREASURY		09/25/2019	VARIOUS	XXX	308,643	310,000	2,052	1
<b>0599999 - Bonds - U.S. Governments</b>									
<b>Bonds - All Other Governments</b>									
<b>Bonds - U.S. States, Territories and Possessions</b>									
<b>Bonds - U.S. Political Subdivisions of States, Territories and Possessions</b>									
215615-DP-7	COOK CNTY ILL HIGH SCH DIST NO 212 LEYDE		08/27/2019	SIMS, HERBERT J., & COMPANY, I	XXX	705,435	690,000	4,638	1FE
<b>2499999 - Bonds - U.S. Political Subdivisions of States, Territories and Possessions</b>									
<b>Bonds - U.S. Special Revenue</b>									
196479-YN-3	COLORADO HSG & FIN AUTH		08/21/2019	WELLS FARGO SECURITIES	XXX	1,645,000	1,645,000	15,392	1FE
235036-4H-0	DALLAS FORT WORTH TEX INTL ARPT REV		08/08/2019	J.P. MORGAN SECURITIES INC	XXX	700,000	700,000	0	1FE
3128MM-TJ-2	FH G18552 - RMBS		08/08/2019	INTL FCStone Financial Inc	XXX	1,997,532	1,945,253	2,918	1
3128MM-YH-0	FH G18711 - RMBS		07/18/2019	Stifel, Nicolaus & Co., Inc	XXX	895,869	859,347	2,101	1
3128MM-ZC-0	FH G18738 - RMBS		07/18/2019	Stephens Inc	XXX	1,019,288	974,521	2,382	1
3137BG-JA-8	FHR 4444A CD - CMO/RMBS		08/08/2019	INTL FCStone Financial Inc	XXX	2,172,140	2,140,451	2,140	1
3137FN-JT-8	FHR 4915C FE - CMO/RMBS		09/06/2019	Raymond James Financial	XXX	1,957,084	1,960,723	1,362	1
3138EK-X2-6	FN AL3396 - RMBS		08/08/2019	INTL FCStone Financial Inc	XXX	968,132	954,854	1,194	1
31418C-JG-0	FN MA2962 - RMBS		08/28/2019	BAIRD, ROBERT W., & COMPANY IN	XXX	2,027,708	1,949,133	5,495	1
31418D-EM-0	FN MA3739 - RMBS		08/08/2019	BAIRD, ROBERT W., & COMPANY IN	XXX	1,996,985	1,925,965	3,370	1
36005F-DR-3	FULTON CNTY GA DEV AUTH REV		08/16/2019	CHASE SECURITIES INC	XXX	900,000	900,000	0	1FE
378906-DT-5	GLENPOOL OKLA UTIL SVCS AUTH UTIL REV		09/19/2019	DAVIDSON (D.A.) & CO. INC	XXX	1,000,000	1,000,000	0	1FE
41978C-AZ-8	HAWAII ST ARPTS SYS CUSTOMER FAC CHARGE		08/15/2019	MERRILL LYNCH PIERCE FENNER SMITH INC	XXX	1,000,000	1,000,000	0	1FE
44244C-XT-9	HOUSTON TEX UTIL SYS REV		08/21/2019	Citigroup Global Markets, Inc	XXX	1,000,000	1,000,000	0	1FE
45506D-4E-2	INDIANA ST FIN AUTH REV		08/28/2019	PERSHING LLC	XXX	365,000	365,000	0	2FE
59333P-5E-4	MIAMI-DADE CNTY FLA AVIATION REV		08/23/2019	BARCLAYS CAPITAL INC	XXX	500,000	500,000	0	1FE
62630W-BW-6	MUNICIPAL FDG TR VAR STS		08/22/2019	BARCLAYS CAPITAL INC FIXED INC	XXX	1,000,000	1,000,000	0	1FE
64986U-6L-6	NEW YORK ST HSG FIN AGY REV		09/27/2019	MERRILL LYNCH,PIERCE,FENNER & SMITH	XXX	1,500,000	1,500,000	2,101	1FE
64987D-UE-2	NEW YORK ST HSG FIN AGY REV		09/27/2019	U.S. BANK, N.A	XXX	600,000	600,000	5,640	1FE
79467B-AZ-8	SALES TAX SECURITIZATION CORP ILL		09/13/2019	U.S. Bank	XXX	513,960	500,000	3,462	1FE
<b>3199999 - Bonds - U.S. Special Revenue and Special Assessment and all Non-Guaranteed Obligations of Agencies and Authorities of Governments and Their Political Subdivisions</b>									
<b>Bonds - Industrial and Miscellaneous (Unaffiliated)</b>									
00206R-AX-0	AT&T INC		08/16/2019	KEYBANC CAPITAL MARKETS INC	XXX	1,040,930	1,000,000	11,743	2FE
00774M-AD-7	AERCAP IRELAND CAPITAL DAC	C	08/06/2019	CREDIT SUISSE SECURITIES (USA)	XXX	512,380	500,000	688	2FE
00774M-AM-7	AERCAP IRELAND CAPITAL DAC	C	08/08/2019	BARCLAYS CAPITAL INC	XXX	2,490,300	2,500,000	0	2FE
00912X-AX-2	AIR LEASE CORP		08/06/2019	JP MORGAN SECURITIES LLC	XXX	241,541	239,000	420	2FE
00912X-BF-0	AIR LEASE CORP		08/06/2019	CREDIT SUISSE SECURITIES	XXX	289,321	261,000	4,258	2FE
019736-AD-9	ALLISON TRANSMISSION INC		08/05/2019	VARIOUS	XXX	380,813	375,000	6,563	3FE
02007R-AD-1	ALLYA 193 A4 - ABS		09/10/2019	BARCLAYS CAPITAL INC	XXX	479,935	480,000	0	1FE
02209S-BB-8	ALTRIA GROUP INC		08/02/2019	Morgan Stanley	XXX	1,045,860	1,000,000	18,156	2FE
02665W-DA-6	AMERICAN HONDA FINANCE CORP	C	07/09/2019	CITIGROUP GLOBAL MARKETS INC	XXX	1,000,000	1,000,000	0	1FE
02666R-AN-1	AMERICAN HONDA FINANCE CORP	D	07/29/2019	CIBC OPPENHEIMER	XXX	203,774	200,000	2,799	1FE
03027X-AL-4	AMERICAN TOWER CORP		08/02/2019	MLPFS INC FIXED INCOME	XXX	499,890	500,000	656	2FE
03065N-AG-0	AMCAR 153 D - ABS		08/08/2019	BNP SECURITIES	XXX	1,506,855	1,500,000	557	1FE
03065V-AF-4	AMCAR 161 C - ABS		08/27/2019	GOLDMAN, SACHS & CO	XXX	923,838	921,750	1,554	1FE
03116Z-CP-3	AMGEN INC		08/02/2019	STIFEL NICOLAUS & COMPANY INC	XXX	1,262,725	1,250,000	7,821	2FE
03675Z-AJ-2	ANHEIM INC		09/04/2019	PERSHING LLC NEW JERSEY CITY	XXX	419,630	420,000	0	2FE
037389-AW-3	AON CORP		09/10/2019	CIBC OPPENHEIMER	XXX	277,027	269,000	6,053	2FE
05352A-AA-8	AVANTOR INC		08/14/2019	VARIOUS	XXX	425,841	400,000	8,750	3FE
05526D-BG-9	BAT CAPITAL CORP		09/03/2019	MLPFS INC FIXED INCOME	XXX	1,500,000	1,500,000	0	2FE
05567L-T3-1	BNP PARIBAS SA	C	09/27/2019	OPPENHEIMER & CO. INC	XXX	1,297,538	1,250,000	13,021	1FE
05588C-AC-6	BMWOT 19A A3 - ABS		09/10/2019	BARCLAYS CAPITAL INC	XXX	499,933	500,000	0	1FE
06367T-G4-6	BANK OF MONTREAL	C	08/20/2019	CITIGROUP GLOBAL MARKETS INC	XXX	1,006,437	1,000,000	6,161	1FE
06367T-JX-9	BANK OF MONTREAL	C	08/23/2019	MILLENNIUM ADVISORS	XXX	1,000,370	1,000,000	0	1FE
06742L-AR-4	DROCK 191 A - ABS		08/08/2019	BARCLAYS CAPITAL INC	XXX	1,294,961	1,295,000	0	1FE
095370-AB-8	BLUE CUBE SPINCO INC		07/25/2019	BARCLAYS CAPITAL INC	XXX	553,750	500,000	14,083	3FE
124857-AM-5	CBS CORP		09/18/2019	BARCLAYS CAPITAL INC	XXX	839,664	800,000	2,878	2FE
1248EP-BP-7	CCO HOLDINGS LLC		07/30/2019	MERRILL LYNCH PIERCE FENNER SMITH INC	XXX	417,284	400,000	7,833	3FE

E04

STATEMENT AS OF SEPTEMBER 30, 2019 OF THE WellCare Health Insurance Company of Kentucky, Inc.

**SCHEDULE D - PART 3**

Show All Long-Term Bonds and Stock Acquired During the Current Quarter

1	2	3	4	5	6	7	8	9	10
CUSIP Identification	Description	Foreign	Date Acquired	Name of Vendor	Number of Shares of Stock	Actual Cost	Par Value	Paid for Accrued Interest and Dividends	NAIC Designation and Administrative Symbol/Market Indicator <sup>(a)</sup>
1248EP-BR-3	CCO HOLDINGS LLC		09/19/2019	VARIOUS	XXX	631,492	600,000	10,572	3FE
125581-GQ-5	CIT GROUP INC		07/16/2019	MERRILL LYNCH PIERCE FENNER SMITH INC	XXX	531,015	500,000	10,625	3FE
125581-GR-3	CIT GROUP INC		08/14/2019	RBC CAPITAL MARKETS, LLC	XXX	214,500	200,000	417	3FE
125581-GV-4	CIT GROUP INC		07/17/2019	MLPFS INC FIXED INCOME	XXX	408,400	400,000	5,958	3FE
126307-AU-1	CSC HOLDINGS LLC		09/23/2019	KEYBANC CAPITAL MARKETS INC	XXX	526,250	500,000	9,931	3FE
126650-CT-5	CVS HEALTH CORP		08/06/2019	KEYBANC CAPITAL MARKETS INC	XXX	997,600	1,000,000	3,955	2FE
126650-DE-7	CVS HEALTH CORP		08/16/2019	VARIOUS	XXX	2,766,415	2,770,000	547	2FE
14040H-BJ-3	CAPITAL ONE FINANCIAL CORP		08/15/2019	GOLDMAN, SACHS & CO	XXX	2,122,280	2,000,000	25,667	2FE
14040H-BU-8	CAPITAL ONE FINANCIAL CORP		08/27/2019	MLPFS INC FIXED INCOME	XXX	1,239,252	1,200,000	3,093	2FE
14040H-CA-1	CAPITAL ONE FINANCIAL CORP		08/02/2019	CREDIT SUISSE SECURITIES (USA)	XXX	1,051,530	1,000,000	758	2FE
14042R-NW-7	CAPITAL ONE NA		09/03/2019	Morgan Stanley	XXX	599,724	600,000	0	2FE
14043T-AE-6	COPAR 192 A3 - ABS		09/10/2019	JP MORGAN SECURITIES LLC	XXX	1,249,930	1,250,000	0	1FE
14313Y-AF-5	CARMX 161 C - ABS		08/29/2019	WELLS FARGO SECURITIES LLC	XXX	1,251,563	1,250,000	1,575	1FE
146900-AM-7	CASCADES INC	C	08/14/2019	MERRILL LYNCH PIERCE FENNER SMITH INC	XXX	202,600	200,000	947	3FE
15189T-AW-7	CENTERPOINT ENERGY INC		08/12/2019	MLPFS INC FIXED INCOME	XXX	806,626	808,000	0	2FE
15723R-AA-2	CFX ESCROW CORP		08/09/2019	MERRILL LYNCH PIERCE FENNER SMITH INC	XXX	106,154	100,000	3,133	3FE
161175-BQ-6	CHARTER COMMUNICATIONS OPERATING LLC		09/17/2019	MLPFS INC FIXED INCOME	XXX	1,069,660	1,000,000	6,000	2FE
16411Q-AB-7	CHENIERE ENERGY PARTNERS LP		08/20/2019	VARIOUS	XXX	520,069	500,000	9,815	3FE
172967-JT-9	CITIGROUP INC		08/15/2019	US Bank	XXX	2,162,340	2,000,000	16,867	2FE
172967-LN-9	CITIGROUP INC		08/16/2019	US Bank	XXX	1,509,270	1,500,000	3,637	1FE
17401Q-AL-5	CITIZENS BANK NA		08/02/2019	Morgan Stanley	XXX	1,263,250	1,250,000	6,441	2FE
20268J-AA-1	COMMONSPIRIT HEALTH		08/07/2019	CITIGROUP GLOBAL MARKETS INC	XXX	1,000,000	1,000,000	0	2FE
21036P-AW-8	CONSTELLATION BRANDS INC		08/02/2019	WELLS FARGO SECURITIES LLC	XXX	503,745	500,000	3,276	2FE
21036P-AX-6	CONSTELLATION BRANDS INC		09/17/2019	WELLS FARGO SECURITIES LLC	XXX	1,025,620	1,000,000	3,022	2FE
22546Q-AF-4	CREDIT SUISSE (NEW YORK BRANCH)	C	07/24/2019	CIBC OPPENHEIMER	XXX	1,021,970	1,000,000	20,660	1FE
254709-AJ-7	DISCOVER FINANCIAL SERVICES		08/06/2019	CREDIT SUISSE SECURITIES (USA)	XXX	1,049,380	1,000,000	8,235	2FE
256882-AD-3	DPL INC		09/18/2019	MLPFS INC FIXED INCOME	XXX	536,875	500,000	15,608	2FE
268648-AN-2	EMC CORP		09/05/2019	VARIOUS	XXX	690,264	700,000	5,297	3FE
29266R-AB-4	EDGEWELL PERSONAL CARE CO		08/21/2019	JP MORGAN SECURITIES LLC	XXX	362,988	355,000	4,357	3FE
30023J-BH-0	EVGRN 192 A - ABS	A	09/05/2019	BONY/TORONTO DOMINION SECURITI	XXX	999,986	1,000,000	0	1FE
30219G-AK-4	EXPRESS SCRIPTS HOLDING CO		09/30/2019	MERRILL LYNCH PIERCE FENNER SMITH INC	XXX	417,636	400,000	4,161	2FE
30219G-AR-9	EXPRESS SCRIPTS HOLDING CO		09/20/2019	CIBC OPPENHEIMER	XXX	1,004,040	1,000,000	8,233	2FE
337738-AQ-1	FISERV INC		08/02/2019	MLPFS INC FIXED INCOME	XXX	1,053,170	1,000,000	13,194	2FE
34528Q-CJ-1	FORDF 132 A - ABS		08/27/2019	MLPFS INC FIXED INCOME	XXX	1,998,594	2,000,000	1,626	1FE
34530R-AA-6	FORDR 15REV1 A - ABS		08/28/2019	BONY/TORONTO DOMINION SECURITI	XXX	888,549	889,000	785	1FE
35105R-AB-6	FCRT 191 A2 - ABS		08/28/2019	MLPFS INC FIXED INCOME	XXX	802,156	800,000	860	1FE
35671D-AU-9	FREEPORT-MCMORAN COPPER & GOLD INC		08/13/2019	CITIGROUP GLOBAL MARKETS INC	XXX	301,500	300,000	4,852	3FE
35671D-BL-8	FREEPORT-MCMORAN INC		09/19/2019	HSBC SECURITIES (USA) FXD INC	XXX	102,250	100,000	1,630	3FE
36164Q-MS-4	GE CAPITAL INTERNATIONAL FUNDING CO		07/30/2019	CIBC OPPENHEIMER	XXX	997,730	1,000,000	4,944	2FE
375558-BB-8	GILEAD SCIENCES INC		07/16/2019	OPPENHEIMER & CO, INC	XXX	1,002,734	1,000,000	9,704	1FE
37940X-AA-0	GLOBAL PAYMENTS INC		08/07/2019	MLPFS INC FIXED INCOME	XXX	1,462,634	1,463,000	0	2FE
38141E-C2-3	GOLDMAN SACHS & CO		08/16/2019	US BANCORP INVESTMENTS INC	XXX	1,063,000	1,000,000	4,492	1FE
38141G-VM-3	GOLDMAN SACHS GROUP INC		08/06/2019	GOLDMAN, SACHS & CO	XXX	1,867,338	1,750,000	30,139	1FE
404121-AH-8	HCA INC		09/19/2019	KEYBANC CAPITAL MARKETS INC	XXX	275,700	250,000	821	3FE
40414L-AM-1	HCP INC		08/06/2019	US BANCORP INVESTMENTS INC	XXX	2,088,480	2,000,000	1,322	2FE
40428Q-BS-7	HSBC HOLDINGS PLC	C	08/06/2019	VARIOUS	XXX	1,048,430	1,000,000	8,668	1FE
4042Q1-AE-7	HSBC BANK USA	C	08/14/2019	CIBC OPPENHEIMER	XXX	3,080,640	3,000,000	69,875	1FE
40438D-AC-3	HPEFS 191 A3 - ABS		09/12/2019	GOLDMAN, SACHS & CO	XXX	249,982	250,000	0	1FE
40573L-AC-0	HALFMOON PARENT INC		07/25/2019	CIBC OPPENHEIMER	XXX	317,970	315,000	3,696	2FE
41283L-AS-4	HARLEY-DAVIDSON FINANCIAL SERVICES INC		08/06/2019	BARCLAYS CAPITAL INC	XXX	1,021,400	1,000,000	16,099	1FE
42217K-BA-3	WELLTOWER INC		08/06/2019	MERRILL LYNCH PIERCE FENNER SMITH INC	XXX	1,582,380	1,500,000	22,344	2FE
42806D-BQ-1	HERTZ 181 A - ABS		09/17/2019	United States Treasury Note/Bond	XXX	1,022,656	1,000,000	2,193	1FE
428102-AA-5	HESS INFRASTRUCTURE PARTNERS LP		08/21/2019	GOLDMAN, SACHS & CO	XXX	207,000	200,000	250	3FE
44267D-AB-3	HOWARD HUGHES CORP		07/24/2019	MLPFS INC FIXED INCOME	XXX	154,875	150,000	2,934	3FE
45580K-AE-8	INDUSTRIAL AND COMMERCIAL BANK OF CHINA	C	07/31/2019	CIBC OPPENHEIMER	XXX	1,572,176	1,565,000	9,492	1FE
45866F-AC-8	INTERCONTINENTAL EXCHANGE INC		09/23/2019	CITIGROUP GLOBAL MARKETS INC	XXX	2,380,414	2,360,000	20,552	1FE
459200-HP-9	INTERNATIONAL BUSINESS MACHINES CORP		07/17/2019	BAIRD, ROBERT W., & COMPANY IN	XXX	2,074,220	2,000,000	31,500	2FE
460146-CJ-0	INTERNATIONAL PAPER CO		08/06/2019	CHASE SECURITIES INC	XXX	1,857,818	1,750,000	9,404	1FE
460599-AB-9	INTERNATIONAL GAME TECHNOLOGY PLC	C	07/16/2019	CITIGROUP GLOBAL MARKETS INC	XXX	740,250	700,000	18,594	3FE

E04.1

STATEMENT AS OF SEPTEMBER 30, 2019 OF THE WellCare Health Insurance Company of Kentucky, Inc.

**SCHEDULE D - PART 3**

Show All Long-Term Bonds and Stock Acquired During the Current Quarter

1	2	3	4	5	6	7	8	9	10
CUSIP Identification	Description	Foreign	Date Acquired	Name of Vendor	Number of Shares of Stock	Actual Cost	Par Value	Paid for Accrued Interest and Dividends	NAIC Designation and Administrative Symbol/Market Indicator <sup>(a)</sup>
46284V-AB-7	IRON MOUNTAIN INC.		08/09/2019	MERRILL LYNCH PIERCE FENNER SMITH INC.	XXX	502,420	500,000	4,193	3FE
466112-AR-0	JBS USA LLC	C	08/14/2019	VARIOUS	XXX	724,018	700,000	5,431	3FE
46647P-AY-2	JPMORGAN CHASE & CO.		08/06/2019	MERRILL LYNCH PIERCE FENNER SMITH INC.	XXX	534,430	500,000	3,520	1FE
46647P-BB-1	JPMORGAN CHASE & CO.		08/16/2019	KEYBANC CAPITAL MARKETS INC.	XXX	1,230,636	1,200,000	15,821	1FE
483007-AH-3	KAISER ALUMINUM CORP		08/09/2019	KEYBANC CAPITAL MARKETS INC.	XXX	104,250	100,000	1,436	3FE
50066A-AA-1	KOREA GAS CORP.	C	07/26/2019	CIBC OPPENHEIMER	XXX	1,023,960	1,000,000	10,389	1FE
513075-BL-4	LAMAR MEDIA CORP		08/09/2019	WELLS FARGO SECURITIES LLC	XXX	210,560	200,000	383	3FE
517834-AG-2	LAS VEGAS SANDS CORP		07/29/2019	GOLDMAN, SACHS & CO.	XXX	999,210	1,000,000	0	2FE
526057-BX-1	LENNAR CORP		07/17/2019	U.S. Bank	XXX	924,750	900,000	12,825	3FE
527288-BE-3	LEUCADIA NATIONAL CORP		09/17/2019	PERSHING LLC	XXX	1,407,588	1,300,000	29,990	2FE
527298-BH-5	LEVEL 3 FINANCING INC.		08/09/2019	VARIOUS	XXX	466,352	450,000	10,280	3FE
527298-BK-8	LEVEL 3 FINANCING INC.		07/09/2019	CITIGROUP GLOBAL MARKETS INC	XXX	510,625	500,000	13,139	3FE
532716-AT-4	L BRANDS INC		07/17/2019	JEFFRIES & CO INC, NEW YORK	XXX	635,250	600,000	11,925	3FE
53944V-AK-5	LLOYDS BANK PLC	C	07/26/2019	CIBC OPPENHEIMER	XXX	1,003,790	1,000,000	12,225	1FE
552953-BX-8	MGM RESORTS INTERNATIONAL		07/12/2019	Morgan Stanley	XXX	894,000	800,000	20,839	3FE
55336V-AE-0	MPLX LP		08/07/2019	BARCLAYS CAPITAL INC	XXX	1,600,335	1,500,000	4,500	2FE
55608R-AP-5	MACQUARIE BANK LTD	C	07/22/2019	CIBC OPPENHEIMER	XXX	1,296,076	1,288,000	17,844	1FE
58405U-AG-7	MEDCO HEALTH SOLUTIONS INC.		07/23/2019	CIBC OPPENHEIMER	XXX	397,504	390,000	5,809	2FE
59001K-AD-2	MERITOR INC.		08/08/2019	VARIOUS	XXX	463,230	450,000	13,203	3FE
60688X-AW-0	MIZUHO BANK LTD	C	07/19/2019	CIBC OPPENHEIMER	XXX	467,367	465,000	3,243	1FE
60920L-AE-4	MONDELEZ INTERNATIONAL HOLDINGS NETHERLA	C	09/05/2019	BARCLAYS CAPITAL INC	XXX	1,999,480	2,000,000	0	2FE
61746B-EB-8	MORGAN STANLEY		08/15/2019	Mizuho Securities USA, Inc.	XXX	1,154,096	1,136,000	3,249	1FE
617482-4M-3	MORGAN STANLEY		08/02/2019	CITIGROUP GLOBAL MARKETS INC	XXX	536,130	500,000	6,432	2FE
637432-NF-8	NATIONAL RURAL UTILITIES COOPERATIVE FIN		09/23/2019	US Bank	XXX	2,007,180	2,000,000	18,400	1FE
63938C-AC-2	NAVIENT CORP		07/15/2019	U.S. Bank	XXX	938,250	900,000	16,450	3FE
64072T-AC-9	CSC HOLDINGS LLC	C	08/09/2019	WELLS FARGO SECURITIES LLC	XXX	320,715	300,000	1,546	3FE
64110L-AJ-5	NETFLIX INC.		07/16/2019	CHASE SECURITIES INC.	XXX	848,000	800,000	11,367	3FE
65409Q-BB-7	NIELSEN FINANCE LLC		08/20/2019	CITIGROUP GLOBAL MARKETS INC	XXX	201,750	200,000	3,528	4FE
67059T-AC-9	NUSTAR LOGISTICS LPNSYUSUS		09/09/2019	CREDIT SUISSE SECURITIES (USA)	XXX	309,000	300,000	1,583	3FE
674599-CE-3	OCCIDENTAL PETROLEUM CORP		07/17/2019	CITIGROUP GLOBAL MARKETS INC	XXX	1,510,620	1,500,000	17,325	1FE
674599-CW-3	OCCIDENTAL PETROLEUM CORP		08/06/2019	CitiGroup	XXX	1,169,478	1,171,000	0	2FE
681936-BJ-8	OMEGA HEALTHCARE INVESTORS INC		08/06/2019	MERRILL LYNCH PIERCE FENNER SMITH INC.	XXX	1,056,510	1,000,000	851	2FE
682680-AY-9	ONEOK INC.		08/12/2019	JP MORGAN SECURITIES LLC	XXX	1,195,728	1,200,000	0	2FE
68389X-AU-9	ORACLE CORP		08/02/2019	CITIGROUP GLOBAL MARKETS INC	XXX	2,102,020	2,000,000	5,289	1FE
69362B-BB-7	PSEG POWER LLC		08/27/2019	MERRILL LYNCH PIERCE FENNER & SMITH	XXX	1,519,950	1,500,000	9,250	2FE
69371R-Q2-5	PACCAR FINANCIAL CORP		08/08/2019	RBC CAPITAL MARKETS, LLC	XXX	1,197,348	1,200,000	0	1FE
709599-BC-7	PENSKE TRUCK LEASING CO LP		08/02/2019	MERRILL LYNCH PIERCE FENNER SMITH INC.	XXX	528,800	500,000	286	2FE
74052B-AA-5	PREMIER HEALTH PARTNERS		08/26/2019	BARCLAYS CAPITAL INC	XXX	493,790	500,000	4,164	2FE
743755-AG-5	PROVIDENCE HEALTH AND SERVICES OBLIGATED		09/30/2019	MERRILL LYNCH PIERCE FENNER & SMITH	XXX	1,100,000	1,100,000	1,756	1FE
745867-AV-3	PULTEGROUP INC.		07/17/2019	STIFEL NICOLAUS & COMPANY INC	XXX	921,375	900,000	14,663	3FE
772739-AL-2	WESTROCK RKT CO		08/16/2019	GOLDMAN, SACHS & CO.	XXX	377,116	354,000	8,143	2FE
775200-AF-5	ROGERS MEMORIAL HOSPITAL INC		08/15/2019	B.C. ZIEGLER & CO.	XXX	500,000	500,000	0	1FE
78013X-KG-2	ROYAL BANK OF CANADA	C	08/28/2019	RBC CAPITAL MARKETS, LLC	XXX	2,043,640	2,000,000	21,333	1FE
78355H-KL-2	RYDER SYSTEM INC.		08/02/2019	WELLS FARGO SECURITIES LLC	XXX	525,855	500,000	8,060	2FE
78442F-ET-1	NAVIENT CORP		09/17/2019	Morgan Stanley	XXX	211,552	200,000	5,921	3FE
80283L-AV-5	SANTANDER UK PLC	C	08/06/2019	Unknown	XXX	1,031,660	1,000,000	8,646	1FE
80286H-AB-5	SDART 193 A2A - ABS	C	08/13/2019	JP MORGAN SECURITIES LLC	XXX	1,329,926	1,330,000	0	1FE
81180W-AH-4	SEAGATE HDD CAYMAN	C	09/19/2019	UBS Securities, LLC	XXX	1,050,200	1,000,000	14,778	2FE
822582-BS-0	SHELL INTERNATIONAL FINANCE BV	C	08/28/2019	CITIGROUP GLOBAL MARKETS INC	XXX	2,002,480	2,000,000	11,458	1FE
82652M-AA-8	SRFC 192 A - ABS		07/16/2019	BARCLAYS CAPITAL INC	XXX	239,935	240,000	0	1FE
843830-AF-7	SOUTHERN STAR CENTRAL CORP		07/02/2019	MLPFS INC FIXED INCOME	XXX	494,900	490,000	11,859	2FE
85172F-AP-4	SPRINGLEAF FINANCE CORP		08/23/2019	MERRILL LYNCH PIERCE FENNER SMITH INC.	XXX	270,930	250,000	7,869	3FE
853254-BQ-2	STANDARD CHARTERED PLC	C	09/05/2019	JP MORGAN SECURITIES LLC	XXX	1,500,000	1,500,000	0	2FE
85571B-AG-0	STARWOOD PROPERTY TRUST INC.		08/06/2019	CITIGROUP GLOBAL MARKETS INC	XXX	922,500	900,000	6,625	3FE
858119-BH-2	STEEL DYNAMICS INC.		08/13/2019	KEYBANC CAPITAL MARKETS INC.	XXX	151,445	150,000	2,578	3FE
865622-BV-5	SUMITOMO MITSUI BANKING CORP	C	07/23/2019	CIBC OPPENHEIMER	XXX	1,506,600	1,500,000	221	1FE
86765L-AJ-6	SUNOCO LP		08/08/2019	PERSHING LLC	XXX	203,774	200,000	731	3FE
871503-AH-1	SYMANTEC CORP		07/17/2019	CITIGROUP GLOBAL MARKETS INC	XXX	915,228	900,000	13,020	3FE
87165B-AQ-6	SYNCHRONY FINANCIAL		08/02/2019	VARIOUS	XXX	1,335,432	1,330,000	871	2FE

E04.2



STATEMENT AS OF SEPTEMBER 30, 2019 OF THE WellCare Health Insurance Company of Kentucky, Inc.

**SCHEDULE D - PART 3**

Show All Long-Term Bonds and Stock Acquired During the Current Quarter

1	2	3	4	5	6	7	8	9	10
CUSIP Identification	Description	Foreign	Date Acquired	Name of Vendor	Number of Shares of Stock	Actual Cost	Par Value	Paid for Accrued Interest and Dividends	NAIC Designation and Administrative Symbol/Market Indicator <sup>(a)</sup>
87165L-BB-6	SYNCT 162 A - ABS		08/07/2019	BARCLAYS CAPITAL INC	XXX	1,005,391	1,000,000	1,473	1FE
87264A-AR-6	T-MOBILE USA INC	C	07/17/2019	GOLDMAN, SACHS & CO	XXX	915,750	900,000	9,400	3FE
87470L-AE-1	TALLGRASS ENERGY PARTNERS LP	C	07/09/2019	GOLDMAN, SACHS & CO	XXX	913,500	900,000	11,763	3FE
87612B-AP-7	TARGA RESOURCES PARTNERS LP		09/12/2019	GOLDMAN, SACHS & CO	XXX	904,500	900,000	12,856	3FE
87927Y-AA-0	TELECOM ITALIA SPA	C	09/04/2019	BARCLAYS CAPITAL INC	XXX	215,000	200,000	2,828	3FE
88033G-CS-7	TENET HEALTHCARE CORP		08/12/2019	VARIOUS	XXX	865,350	850,000	5,068	3FE
88033G-DC-1	TENET HEALTHCARE CORP		08/12/2019	BARCLAYS CAPITAL INC	XXX	100,000	100,000	0	3FE
88104L-AC-7	TERRAFORM POWER OPERATING LLC		08/09/2019	VARIOUS	XXX	1,009,005	1,000,000	17,274	3FE
88167A-AC-5	TEVA PHARMACEUTICAL FINANCE NETHERLANDS	C	08/13/2019	Morgan Stanley	XXX	837,000	900,000	1,320	3FE
88579Y-BH-3	3M CO		08/19/2019	Morgan Stanley	XXX	993,990	1,000,000	0	1FE
891140-CB-2	TORONTO-DOMINION BANK	C	08/06/2019	BANK OF NEW YORK TORONTO DOMINION	XXX	1,570,215	1,500,000	19,906	1FE
904764-AR-8	UNILEVER CAPITAL CORP	C	07/29/2019	CIBC OPPENHEIMER	XXX	700,343	700,000	0	1FE
911365-BD-5	UNITED RENTALS (NORTH AMERICA) INC		08/12/2019	MERRILL LYNCH PIERCE FENNER SMITH INC	XXX	520,610	500,000	2,215	3FE
913903-AR-1	UNIVERSAL HEALTH SERVICES INC		09/27/2019	U.S. Bank	XXX	911,250	900,000	7,125	2FE
91911K-AK-8	VALEANT PHARMACEUTICALS INTERNATIONAL IN	C	08/09/2019	MERRILL LYNCH PIERCE FENNER SMITH INC	XXX	1,162,494	1,100,000	28,117	3FE
92343Y-DX-9	VERIZON COMMUNICATIONS INC		08/06/2019	Morgan Stanley	XXX	2,032,340	2,000,000	10,041	2FE
92658T-AQ-1	VIDEOTRON LTD	C	07/08/2019	MLPFS INC FIXED INCOME	XXX	551,906	525,000	12,760	3FE
92660F-AG-9	VIDEOTRON LTD	C	09/09/2019	GOLDMAN, SACHS & CO	XXX	433,250	400,000	4,688	3FE
92769X-AL-9	VIRGIN MEDIA SECURED FINANCE PLC	C	08/09/2019	VARIOUS	XXX	613,924	600,000	11,083	3FE
928668-AZ-5	VOLKSWAGEN GROUP OF AMERICA FINANCE LLC		09/19/2019	MLPFS INC FIXED INCOME	XXX	689,745	690,000	0	2FE
92933B-AM-6	WMG ACQUISITION CORP		07/02/2019	JP MORGAN SECURITIES LLC	XXX	154,875	150,000	1,300	3FE
92940P-AE-4	WRKCO INC		08/16/2019	Morgan Stanley	XXX	154,572	146,000	1,424	2FE
949746-SK-8	WELLS FARGO & CO		07/17/2019	MLPFS INC FIXED INCOME	XXX	2,029,660	2,000,000	29,838	1FE
95000U-2C-6	WELLS FARGO & CO		08/16/2019	VARIOUS	XXX	2,329,574	2,200,000	4,500	1FE
950400-AG-9	WELLTOWER INC		08/08/2019	CitiGroup	XXX	1,047,740	1,000,000	18,528	2FE
961214-DR-1	WESTPAC BANKING CORP	C	08/20/2019	CITIGROUP GLOBAL MARKETS INC	XXX	1,008,787	1,000,000	4,644	1FE
962178-AN-9	TRI POINTE HOMES INC		08/13/2019	KEYBANC CAPITAL MARKETS INC	XXX	315,750	300,000	2,938	3FE
981464-HF-0	WFNMT 19C A - ABS		09/10/2019	WELLS FARGO SECURITIES LLC	XXX	689,943	690,000	0	1FE
98162G-AB-8	WOLS 19B A2A - ABS		08/13/2019	WELLS FARGO SECURITIES LLC	XXX	1,249,901	1,250,000	0	1FE
98311A-AA-3	WYNDHAM HOTELS & RESORTS INC		08/21/2019	Morgan Stanley	XXX	423,000	400,000	7,644	3FE
984121-CP-6	XEROX CORP		07/25/2019	MERRILL LYNCH PIERCE FENNER SMITH INC	XXX	254,663	250,000	3,787	3FE
Y3R559-AF-9	ICBCIL FINANCE CO LTD	D	09/17/2019	CIBC OPPENHEIMER	XXX	1,511,715	1,500,000	17,200	1FE
<b>3899999 - Bonds - Industrial and Miscellaneous (Unaffiliated)</b>						<b>163,702,550</b>	<b>159,930,750</b>	<b>1,281,718</b>	<b>XXX</b>
<b>Bonds - Hybrid Securities</b>									
<b>Bonds - Parent, Subsidiaries and Affiliates</b>									
<b>Bonds - SVO Identified Funds</b>									
464288-64-6	ISHARES:SHT-TRM CORP BD		08/28/2019	BTIG LLC		14,998,690	0	0	1Z
46431W-50-7	ISHARES:SHORT MAT BD		08/01/2019	BTIG LLC		49,999,264	0	0	1Z
466410-83-7	JPMORGAN:ULTRA-SHORT INC		09/03/2019	BTIG LLC		44,998,029	0	0	1Z
69344A-10-7	PGIM:ULTRA SHORT BOND		09/03/2019	BTIG LLC		21,999,474	0	0	1Z
72201R-83-3	PIMCO ETF:ENH SM ACT ETF	C	07/02/2019	BTIG LLC		19,999,818	0	0	1Z
92206C-87-0	VANGUARD INT CRP BD ETF		08/28/2019	BTIG LLC		9,997,457	0	0	1Z
<b>8199999 - Bonds - SVO Identified Funds</b>						<b>161,992,732</b>	<b>0</b>	<b>0</b>	<b>XXX</b>
<b>Bonds - Bank Loans</b>									
02376C-BA-2	Term Loan B : AmericanAir		08/01/2019	DIRECT	XXX	894,360	900,000	0	3FE
03852J-AK-7	Term Loan B : Aramark Services		08/01/2019	DIRECT	XXX	900,441	900,000	0	3FE
04433H-AE-1	ASHLAND LLC Term Loan B		07/02/2019	DIRECT	XXX	899,727	900,000	0	3FE
08579J-BA-9	Term Loan : Berry Global Inc		09/01/2019	DIRECT	XXX	81,324	82,195	0	3FE
16117L-BS-7	Term Loan B : Charter Comms		08/01/2019	DIRECT	XXX	950,372	950,000	0	2FE
45672J-AK-6	Ineos US Finance LLC - 2024 Dollar Term		09/01/2019	DIRECT	XXX	885,013	900,000	0	3FE
73744G-AJ-1	POST HOLDINGS, INC. TERM LOAN A SENIOR		09/01/2019	DIRECT	XXX	895,259	900,000	0	3FE
89334G-AV-6	TRANS UNION LLC		09/01/2019	DIRECT	XXX	899,002	900,000	0	3FE
<b>8299999 - Bonds - Bank Loans</b>						<b>6,405,498</b>	<b>6,432,195</b>	<b>0</b>	<b>XXX</b>
<b>8399997 - Subtotals - Bonds - Part 3</b>						<b>356,873,557</b>	<b>190,783,191</b>	<b>1,335,966</b>	<b>XXX</b>
<b>8399999 - Subtotals - Bonds</b>						<b>356,873,557</b>	<b>190,783,191</b>	<b>1,335,966</b>	<b>XXX</b>

E04.3



STATEMENT AS OF SEPTEMBER 30, 2019 OF THE WellCare Health Insurance Company of Kentucky, Inc.

**SCHEDULE D - PART 4**

Show All Long-Term Bonds and Stock Sold, Redeemed or Otherwise Disposed of During the Current Quarter

1	2	3	4	5	6	7	8	9	10	Change in Book/Adjusted Carrying Value					16	17	18	19	20	21	22
										11	12	13	14	15							
CUSIP Identification	Description	Foreign	Disposal Date	Name of Purchaser	Number of Shares of Stock	Consideration	Par Value	Actual Cost	Prior Year Book/Adjusted Carrying Value	Unrealized Valuation Increase/(Decrease)	Current Year's (Amortization)/Accretion	Current Year's Other Than Temporary Impairment Recognized	Total Change in B./A.C.V. (11+12-13)	Total Foreign Exchange Change in B./A.C.V.	Book/Adjusted Carrying Value at Disposal Date	Foreign Exchange Gain (Loss) on Disposal	Realized Gain (Loss) on Disposal	Total Gain (Loss) on Disposal	Bond Interest/Stock Dividends Received During Year	Stated Contractual Maturity Date	NAIC Designation and Administrative Symbol/Market Indicator <sup>(a)</sup>
<b>Bonds - U.S. Governments</b>																					
38378J-K7-6	GNR 1334C AP - CMO/RMBS		09/01/2019	Paydown	XXX	84,463	84,463	82,404	0	0	2,059	0	2,059	0	84,463	0	0	0	261	08/20/2039	1
912828-TR-1	UNITED STATES TREASURY		09/30/2019	Maturity @ 100.00	XXX	310,000	310,000	305,145	306,434	0	3,566	0	3,566	0	310,000	0	0	0	3,100	09/30/2019	1
912828-WS-5	UNITED STATES TREASURY		07/01/2019	Maturity @ 100.00	XXX	0	0	0	0	0	0	0	0	0	0	0	0	0	12,594	06/30/2019	1
<b>059999 - Bonds - U.S. Governments</b>						394,463	394,463	387,549	306,434	0	5,625	0	5,625	0	394,463	0	0	0	15,955	XXX	XXX
<b>Bonds - All Other Governments</b>																					
<b>Bonds - U.S. States, Territories and Possessions</b>																					
<b>Bonds - U.S. Political Subdivisions of States, Territories and Possessions</b>																					
720526-XN-7	PIERCE CNTY WASH SCH DIST NO 320 SUMNER		08/12/2019	PERSHING LLC	XXX	1,124,162	970,000	1,081,366	1,067,910	0	(7,481)	0	(7,481)	0	1,060,429	0	63,733	63,733	27,268	12/01/2029	1FE
844368-KY-5	SOUTHGATE MICH CMNTY SCH DIST		09/27/2019	3090	XXX	577,405	500,000	593,905	556,978	0	(7,476)	0	(7,476)	0	549,502	0	27,903	27,903	22,847	05/01/2024	1FE
92839N-CC-5	VISTANCIA CMNTY FACS DIST ARIZ		07/15/2019	Maturity @ 100.00	XXX	370,000	370,000	415,277	376,508	0	(6,508)	0	(6,508)	0	370,000	0	0	0	18,500	07/15/2019	1FE
970294-CD-4	WILLIAMSTON MICH CMNTY SCHO SCH DIST		09/27/2019	Sterne Agee & Leach Inc.	XXX	343,054	325,000	349,323	337,847	0	(2,770)	0	(2,770)	0	335,077	0	7,977	7,977	11,881	05/01/2022	1FE
<b>249999 - Bonds - U.S. Political Subdivisions of States, Territories and Possessions</b>						2,414,621	2,165,000	2,439,871	2,339,243	0	(24,236)	0	(24,236)	0	2,315,008	0	99,613	99,613	80,496	XXX	XXX
<b>Bonds - U.S. Special Revenue and Special Assessment and all Non-Guaranteed Obligations of Agencies and Authorities of Governments and Their Political Subdivisions</b>																					
190813-OT-5	COBB CNTY GA KENNESTONE HOSP AUTH REV		09/16/2019	STMS, HERBERT J., & COMPANY	XXX	487,460	400,000	477,008	466,936	0	(5,183)	0	(5,183)	0	461,753	0	25,707	25,707	19,222	04/01/2027	1FE
196479-YN-3	COLORADO HSG & FIN AUTH		08/28/2019	WELLS FARGO SECURITIES	XXX	1,000,000	1,000,000	1,000,000	0	0	0	0	0	1,000,000	0	0	0	9,772	10/01/2038	1FE	
19986T-AW-4	COMANCHE CNTY OKLA EDL FACS AUTH EDL FAC		09/16/2019	655	XXX	474,980	400,000	477,564	465,322	0	(6,220)	0	(6,220)	0	459,102	0	15,878	15,878	15,889	12/01/2025	1FE
239835-LK-5	DAYTON OHIO ARPT REV		08/14/2019	STIFEL NICOLAUS & COMPANY INC	XXX	1,461,680	1,210,000	1,408,609	0	0	0	0	0	1,401,755	0	59,925	59,925	42,854	12/01/2028	2FE	
283484-DY-6	EL PASO CNTY COLO SCH DIST NO 49 FALCON		08/12/2019	Morgan Stanley	XXX	686,619	575,000	679,604	656,412	0	(7,913)	0	(7,913)	0	648,500	0	38,119	38,119	19,087	12/15/2024	1FE
3128MM-TJ-2	FH G18552 - RMBS		09/01/2019	Paydown	XXX	36,547	36,547	37,529	0	0	0	0	0	36,547	0	0	0	91	05/01/2030	1	
3128MM-YH-0	FH G18711 - RMBS		09/01/2019	Paydown	XXX	53,626	53,626	55,905	0	0	0	0	0	53,626	0	0	0	265	10/01/2033	1	
3128MM-ZC-0	FH G18738 - RMBS		09/01/2019	Paydown	XXX	32,274	32,274	33,757	0	0	0	0	0	32,274	0	0	0	177	06/01/2034	1	
3136A2-7B-3	FNA 12M1 A2 - CMBS		09/01/2019	Paydown	XXX	98,214	98,214	97,827	0	0	0	0	0	98,214	0	0	0	1,814	10/25/2021	1	
3136AJ-RC-2	FNR 1414F LE - CMO/RMBS		09/01/2019	Paydown	XXX	89,719	89,719	88,752	0	0	0	0	0	89,719	0	0	0	1,319	04/25/2031	1	
3136AK-3N-1	FNR 1464G EB - CMO/RMBS		09/01/2019	Paydown	XXX	48,816	48,816	47,718	0	0	0	0	0	48,816	0	0	0	582	04/25/2032	1	
3136AK-FG-3	FNR 1434C LC - CMO/RMBS		09/01/2019	Paydown	XXX	70,487	70,487	69,639	0	0	0	0	0	70,487	0	0	0	1,031	06/25/2029	1	
3137BG-JA-8	FHR 4444A CD - CMO/RMBS		09/01/2019	Paydown	XXX	55,536	55,536	56,358	0	0	0	0	0	55,536	0	0	0	139	08/15/2039	1	
3137FH-RY-1	FHR 4832C FW - CMO/RMBS		09/01/2019	Paydown	XXX	91,630	91,630	91,344	0	0	0	0	0	91,630	0	0	0	370	04/15/2038	1	
31381P-XA-1	FN 466973 - CMBS/RMBS		09/01/2019	Paydown	XXX	8,004	8,004	8,107	0	0	0	0	0	8,004	0	0	0	207	01/01/2021	1	
3138EK-X2-6	FN AL3396 - RMBS		09/01/2019	Paydown	XXX	20,075	20,075	20,354	0	0	0	0	0	20,075	0	0	0	42	03/01/2028	1	
3138NJ-AA-6	FN FNO000 - CMBS/RMBS		09/01/2019	Paydown	XXX	118,834	118,834	119,772	119,709	0	(875)	0	(875)	0	118,834	0	0	0	2,665	09/01/2020	1
3138NJ-AD-0	FN FNO003 - CMBS/RMBS		09/01/2019	Paydown	XXX	46,139	46,139	47,293	0	0	0	0	0	46,139	0	0	0	1,463	01/01/2021	1	
3138NJ-AK-4	FN FNO009 - CMBS/RMBS		09/01/2019	Paydown	XXX	4,610	4,610	4,636	0	0	0	0	0	4,610	0	0	0	123	10/01/2020	1	
31418C-JG-0	FN MA2962 - RMBS		09/01/2019	Paydown	XXX	27,767	27,767	28,887	0	0	0	0	0	27,767	0	0	0	81	04/01/2037	1	
31418D-EM-0	FN MA3739 - RMBS		09/01/2019	Paydown	XXX	24,589	24,589	25,495	0	0	0	0	0	24,589	0	0	0	72	08/01/2034	1	
31419B-AU-9	FN AE0918 - CMBS/RMBS		09/01/2019	Paydown	XXX	7,697	7,697	7,764	0	0	0	0	0	7,697	0	0	0	203	10/01/2020	1	
366168-MC-3	GARLAND TEX WTR & SWR REV		09/12/2019	PERSHING LLC	XXX	497,064	400,000	486,544	474,041	0	(5,813)	0	(5,813)	0	468,228	0	28,836	28,836	20,833	03/01/2027	1FE
54627C-AQ-6	LOUISIANA HSG CORP MULTIFAMILY HSG REV		08/01/2019	Adjustment	XXX	0	0	0	0	0	0	0	0	0	0	0	0	0	(7,625)	05/01/2020	1FE
56035D-AH-5	MAIN STR NAT GAS INC GA GAS SUPPLY REV		09/16/2019	GOLDMAN, SACHS & CO.	XXX	675,031	625,000	674,600	666,178	0	(6,713)	0	(6,713)	0	659,465	0	15,567	15,567	26,111	03/01/2023	1FE
64461X-AU-9	NEW HAMPSHIRE HEALTH & ED FACS AUTH REV		09/16/2019	Morgan Stanley	XXX	452,064	400,000	451,928	440,400	0	(5,420)	0	(5,420)	0	434,981	0	17,083	17,083	24,222	01/01/2030	1FE
644684-BC-5	NEW HAMPSHIRE ST BUSINESS FIN AUTH WTR F		08/14/2019	TRADE SERVICES CINCINNATI	XXX	1,465,926	1,320,000	1,510,463	1,420,358	0	(14,928)	0	(14,928)	0	1,405,430	0	60,496	60,496	74,250	01/01/2023	1FE
644804-EY-8	NEW HANOVER CNTY N C HOSP REV		08/01/2019	U.S. Bank, Citigroup Global Markets, Inc.	XXX	615,625	500,000	613,485	598,492	0	(5,927)	0	(5,927)	0	592,565	0	23,061	23,061	20,903	10/01/2027	1FE
791638-F6-1	ST LOUIS MO ARPT REV		09/16/2019	XXX	XXX	457,148	380,000	459,952	447,730	0	(5,930)	0	(5,930)	0	441,800	0	15,348	15,348	23,011	07/01/2026	1FE
83309A-FM-8	SNOHOMISH CNTY WASH HSG AUTH REV		08/14/2019	US Bank	XXX	1,256,700	1,000,000	1,185,520	0	0	0	0	0	1,179,852	0	76,848	76,848	17,500	04/01/2031	1FE	
83756C-TQ-8	SOUTH DAKOTA HSG DEV AUTH		09/16/2019	US Bank	XXX	915,597	900,000	900,000	900,000	0	0	0	0	900,000	0	15,597	15,597	19,750	05/01/2024	1FE	
947084-AL-3	WEATHERFORD OKLA INDL TR EDL FACS LEASE		09/12/2019	PERSHING LLC	XXX	1,769,160	1,450,000	1,759,677	0	0	0	0	0	1,750,021	0	19,138	19,138	41,083	03/01/2027	1FE	
<b>319999 - Bonds - U.S. Special Revenue and Special Assessment and all Non-Guaranteed Obligations of Agencies and Authorities of Governments and Their Political Subdivisions</b>						13,049,618	11,394,565	12,926,090	6,676,085	0	(92,733)	0	(92,733)	0	12,638,015	0	411,603	411,603	377,508	XXX	XXX
<b>Bonds - Industrial and Miscellaneous (Unaffiliated)</b>																					
00774M-AD-7	AERCAP IRELAND CAPITAL DAC, I.C.		08/08/2019	MLPFS INC FIXED INCOME	XXX	1,355,515	1,325,000	1,319,050	807,808	0	2,386	0	2,386	0	1,322,574	0	32,940	32,940	29,533	01/23/2023	2FE
00912X-BF-0	AIR LEASE CORP.		09/04/2019	BARCLAYS CAPITAL INC	XXX	1,083,248	971,000	990,219	701,115	0	289	0	289	0	990,725	0	92,523	92,523	37,031	10/01/2028	2FE

E05





STATEMENT AS OF SEPTEMBER 30, 2019 OF THE WellCare Health Insurance Company of Kentucky, Inc.

**SCHEDULE D - PART 4**

Show All Long-Term Bonds and Stock Sold, Redeemed or Otherwise Disposed of During the Current Quarter

1 CUSIP Identification	2 Description	3 For re ign	4 Disposal Date	5 Name of Purchaser	6 Number of Shares of Stock	7 Consideration	8 Par Value	9 Actual Cost	10 Prior Year Book/Adjusted Carrying Value	Change in Book/Adjusted Carrying Value					16 Book/ Adjusted Carrying Value at Disposal Date	17 Foreign Exchange Gain (Loss) on Disposal	18 Realized Gain (Loss) on Disposal	19 Total Gain (Loss) on Disposal	20 Bond Interest/Stock Dividends Received During Year	21 Stated Contractual Maturity Date	22 NAIC Designation and Administrative Symbol/Market Indicator <sup>(a)</sup>
										11 Unrealized Valuation Increase/ (Decrease)	12 Current Year's (Amortization)/ Accretion	13 Current Year's Other Than Temporary Impairment Recognized	14 Total Change in B./A.C.V. (11+12-13)	15 Total Foreign Exchange Change in B./A.C.V.							
855244-AN-9	STARBUCKS CORP		09/27/2019	MERRILL LYNCH PROFESSIONAL CLEARING, JC	.XXX	1,548,090	1,500,000	1,508,025	.0	.0	(860)	.0	(860)	.0	1,507,165	.0	40,925	40,925	27,125	03/01/2023	2FE
880336-BY-5	TENET HEALTHCARE CORP		09/11/2019	VARIOUS	.XXX	253,712	245,000	249,900	.0	.0	(567)	.0	(567)	.0	249,333	.0	(4,333)	(4,333)	13,612	04/01/2021	3FE
880336-CA-6	TENET HEALTHCARE CORP		09/11/2019	VARIOUS	.XXX	565,110	540,000	549,450	.0	.0	(909)	.0	(909)	.0	548,541	.0	(8,541)	(8,541)	41,516	10/01/2021	3FE
88161N-AA-7	TESLA 18B A - ABS		09/20/2019	Paydown, BANK OF NEW YORK TORONTO	.XXX	24,713	24,713	24,711	24,711	.0	.0	.0	.0	2	24,713	.0	.0	.0	617	08/20/2021	1FE
891140-BC-1	TORONTO-DOMINION BANK	C.	07/17/2019	DOMINION	.XXX	2,008,300	2,000,000	1,987,620	.0	.0	2,675	.0	2,675	.0	1,990,295	.0	18,005	18,005	29,861	12/14/2020	1FE
891140-CB-2	TORONTO-DOMINION BANK	C.	09/19/2019	Morgan Stanley	.XXX	1,560,675	1,500,000	1,570,215	.0	.0	(1,799)	.0	(1,799)	.0	1,568,416	.0	(7,741)	(7,741)	26,000	03/11/2024	1FE
92343V-AX-2	VERIZON COMMUNICATIONS INC.		07/17/2019	INTE FCStone L.P.	.XXX	1,038,980	1,000,000	1,032,930	.0	.0	(6,959)	.0	(6,959)	.0	1,025,971	.0	13,009	13,009	36,800	04/01/2021	2FE
92347X-AA-4	VZOT 161 A - ABS		09/01/2019	Paydown	.XXX	123,206	123,206	122,513	123,031	.0	.0	.0	.0	176	123,206	.0	.0	.0	685	01/20/2021	1FE
<b>3899999 - Bonds - Industrial and Miscellaneous (Unaffiliated)</b>						64,647,684	62,729,012	63,729,139	17,085,048	0	(61,958)	0	(61,958)	0	63,569,945	0	1,041,185	1,041,185	1,352,497	XXX	XXX
<b>Bonds - Hybrid Securities</b>																					
<b>Bonds - Parent, Subsidiaries, and Affiliates</b>																					
<b>Bonds - SVO Identified Funds</b>																					
464288-64-6	ISHARES SHT-TRM CORP BD		09/30/2019	BT1G LLC	.000	5,004,331	.0	5,024,317	.0	.0	.0	.0	.0	5,024,317	.0	(19,986)	(19,986)	12,512	XXX	.12	
46431W-50-7	ISHARES SHORT MAT BD		09/30/2019	VARIOUS	.000	50,078,202	.0	49,999,264	.0	.0	.0	.0	.0	49,999,264	.0	78,939	78,939	55,818	XXX	.12	
466410-83-7	JPMORGAN ULTRA-SHORT INC.		08/29/2019	BT1G LLC	.000	35,064,119	.0	34,999,540	.0	.0	.0	.0	.0	34,999,540	.0	64,579	64,579	45,700	XXX	.12	
69344A-10-7	PGIM ULTRA SHORT BOND		09/30/2019	BT1G LLC	.000	15,000,699	.0	14,978,951	.0	.0	.0	.0	.0	14,978,951	.0	21,748	21,748	25,255	XXX	.12	
72201R-83-3	PIMCO ETF ENH SM ACT ETF	C.	08/27/2019	BT1G LLC	.000	9,998,251	.0	9,983,407	.0	.0	.0	.0	.0	9,983,407	.0	14,844	14,844	22,611	XXX	.12	
92206C-87-0	VANGUARD INT CRP BD ETF		09/30/2019	BT1G LLC	.000	5,011,452	.0	5,064,615	.0	.0	.0	.0	.0	5,064,615	.0	(53,162)	(53,162)	14,328	XXX	.12	
<b>8199999 - Bonds - SVO Identified Funds</b>						120,157,055	0	120,050,093	0	0	0	0	0	120,050,093	0	106,961	106,961	176,223	XXX	XXX	
<b>Bonds - Bank Loans</b>																					
03852J-AK-7	Term Loan B : Aramark Services		09/30/2019	Redemption @ 100.00	.XXX	238,297	238,297	238,414	.0	.0	(2)	.0	(2)	.0	238,411	.0	(114)	(114)	.897	XXX	3FE
04433H-AE-1	ASHLAND LLC Term Loan B		09/05/2019	Redemption @ 100.00	.XXX	900,000	900,000	899,727	.0	.0	.8	.0	.8	.0	899,735	.0	265	265	7,401	XXX	3FE
08579J-BA-9	Term Loan : Berry Global Inc.		09/10/2019	Redemption @ 100.00	.XXX	82,195	82,195	81,324	.0	.0	.9	.0	.9	.0	81,333	.0	862	862	.48	XXX	3FE
16117L-BS-7	Term Loan B : Charter Comms		09/30/2019	Redemption @ 100.00	.XXX	2,411	2,411	2,412	.0	.0	.0	.0	.0	2,412	.0	(1)	(1)	.10	XXX	2FE	
89334G-AV-6	TRANS UNION LLC		09/30/2019	Redemption @ 100.00	.XXX	2,273	2,273	2,270	.0	.0	.0	.0	.0	2,270	.0	.3	.3	.0	XXX	3FE	
<b>8299999 - Bonds - Bank Loans</b>						1,225,176	1,225,176	1,224,147	0	0	14	0	14	0	1,224,161	0	1,015	1,015	8,356	XXX	XXX
<b>8399997 - Subtotals - Bonds - Part 4</b>						201,888,616	77,908,215	200,756,889	26,406,810	0	(173,287)	0	(173,287)	0	200,191,684	0	1,660,376	1,660,376	2,011,034	XXX	XXX
<b>8399999 - Subtotals - Bonds</b>						201,888,616	77,908,215	200,756,889	26,406,810	0	(173,287)	0	(173,287)	0	200,191,684	0	1,660,376	1,660,376	2,011,034	XXX	XXX
<b>Preferred Stocks - Industrial and Miscellaneous (Unaffiliated)</b>																					
<b>Preferred Stocks - Parent, Subsidiaries, and Affiliates</b>																					
<b>Common Stocks - Industrial and Miscellaneous (Unaffiliated)</b>																					
<b>Common Stocks - Parent, Subsidiaries, and Affiliates</b>																					
<b>Common Stock - Mutual Funds</b>																					
<b>9999999 Totals</b>						201,888,616	XXX	200,756,889	26,406,810	0	(173,287)	0	(173,287)	0	200,191,684	0	1,660,376	1,660,376	2,011,034	XXX	XXX

(a) For all common stock bearing the NAIC market indicator "U" provide: the number of such issues ..... 0 .

E05.2

Schedule DB - Part A - Section 1

**NONE**

Schedule DB - Part B - Section 1

**NONE**

Schedule DB - Part D - Section 1

**NONE**

Schedule DB - Part D - Section 2

**NONE**

Schedule DL - Part 1

**NONE**

Schedule DL - Part 2

**NONE**





**SCHEDULE E - PART 2 - CASH EQUIVALENTS**

Show Investments Owned End of Current Quarter

1	2	3	4	5	6	7	8	9
CUSIP	Description	Code	Date Acquired	Rate of Interest	Maturity Date	Book/Adjusted Carrying Value	Amount of Interest Due & Accrued	Amount Received During Year
Bonds - U.S. Governments - Issuer Obligations								
Bonds - U.S. Governments - Residential Mortgage-Backed Securities								
Bonds - U.S. Governments - Commercial Mortgage-Backed Securities								
Bonds - U.S. Governments - Other Loan-Backed and Structured Securities								
Bonds - All Other Governments - Issuer Obligations								
Bonds - All Other Governments - Residential Mortgage-Backed Securities								
Bonds - All Other Governments - Commercial Mortgage-Backed Securities								
Bonds - All Other Governments - Other Loan-Backed and Structured Securities								
Bonds - U.S. States, Territories and Possessions (Direct and Guaranteed) - Issuer Obligations								
Bonds - U.S. States, Territories and Possessions (Direct and Guaranteed) - Residential Mortgage-Backed Securities								
Bonds - U.S. States, Territories and Possessions (Direct and Guaranteed) - Commercial Mortgage-Backed Securities								
Bonds - U.S. States, Territories and Possessions (Direct and Guaranteed) - Other Loan-Backed and Structured Securities								
Bonds - U.S. Political Subdivisions of States, Territories and Possessions (Direct and Guaranteed) - Issuer Obligations								
Bonds - U.S. Political Subdivisions of States, Territories and Possessions (Direct and Guaranteed) - Residential Mortgage-Backed Securities								
Bonds - U.S. Political Subdivisions of States, Territories and Possessions (Direct and Guaranteed) - Commercial Mortgage-Backed Securities								
Bonds - U.S. Political Subdivisions of States, Territories and Possessions (Direct and Guaranteed) - Other Loan-Backed and Structured Securities								
Bonds - U.S. Special Revenue and Special Assessment Obligations and all Non-Guaranteed Obligations of Agencies and Authorities of Governments and Their Political Subdivisions - Issuer Obligations								
XXX	PHILADELPHIA PA ARPT REV TAXABLE IAM COM		08/22/2019	2.150	10/21/2019	1,000,000	2,329	0
2599999	Bonds - U.S. Special Revenue and Special Assessment Obligations and all Non-Guaranteed Obligations of Agencies and Authorities of Governments and Their Political Subdivisions - Issuer Obligations					1,000,000	2,329	0
Bonds - U.S. Special Revenue and Special Assessment Obligations and all Non-Guaranteed Obligations of Agencies and Authorities of Governments and Their Political Subdivisions - Residential Mortgage-Backed Securities								
U.S. Special Revenue and Special Assessment Obligations and all Non-Guaranteed Obligations of Agencies and Authorities of Governments and Their Political Subdivisions - Commercial Mortgage-Backed Securities								
Bonds - U.S. Special Revenue and Special Assessment Obligations and all Non-Guaranteed Obligations of Agencies and Authorities of Governments and Their Political Subdivisions - Other Loan-Backed and Structured Securities								
3199999	Bonds - U.S. Special Revenue and Special Assessment Obligations and all Non-Guaranteed Obligations of Agencies and Authorities of Governments and Their Political Subdivisions - Subtotals - Special Revenue and Special Assessment Obligations and all Non-Guaranteed Obligations of Agencies and Authorities of Governments and Their Political Subdivisions					1,000,000	2,329	0
Bonds - Industrial and Miscellaneous - Issuer Obligations								
XXX	Baptist Health South Florida, Inc		08/28/2019	0.000	10/18/2019	1,498,484	0	3,032
XXX	COMMONWEALTH BANK OF AUSTRALIA		07/19/2019	5.000	10/15/2019	1,671,650	38,503	(8,370)
XXX	COMMONWEALTH BANK OF AUSTRALIA		08/12/2019	5.000	10/15/2019	735,788	16,946	(2,703)
XXX	HEWLETT PACKARD ENTERPRISE CO		07/23/2019	2.100	10/04/2019	214,994	2,220	430
XXX	TEMASEK FINANCIAL (I) LTD		07/30/2019	4.300	10/25/2019	1,001,340	18,633	(3,460)
XXX	SUMITOMO MITSUI TRUST BANK LTD		07/26/2019	2.050	10/18/2019	1,499,853	13,923	543
3299999	Bonds - Industrial and Miscellaneous (Unaffiliated) - Issuer Obligations					6,622,110	90,225	(10,828)
Bonds - Industrial and Miscellaneous (Unaffiliated) - Residential Mortgage-Backed Securities								
Bonds - Industrial and Miscellaneous (Unaffiliated) - Commercial Mortgage-Backed Securities								
Bonds - Industrial and Miscellaneous (Unaffiliated) - Other Loan-Backed and Structured Securities								
3899999	Bonds - Industrial and Miscellaneous (Unaffiliated) - Subtotals - Industrial and Miscellaneous (Unaffiliated)					6,622,110	90,225	(10,828)
Bonds - Hybrid Securities - Issuer Obligations								
Bonds - Hybrid Securities - Residential Mortgage-Backed Securities								
Bonds - Hybrid Securities - Commercial Mortgage-Backed Securities								
Bonds - Hybrid Securities - Other Loan-Backed and Structured Securities								
Bonds - Parent, Subsidiaries and Affiliates Bonds - Issuer Obligations								
Bonds - Parent, Subsidiaries and Affiliates Bonds - Residential Mortgage-Backed Securities								
Bonds - Parent, Subsidiaries and Affiliates Bonds - Commercial Mortgage-Backed Securities								
Bonds - Parent, Subsidiaries and Affiliates Bonds - Other Loan-Backed and Structured Securities								
Bonds - SV0 Identified Funds - Exchange Traded Funds - as Identified by the SV0								
Bonds - SV0 Identified Funds - Bond Mutual Funds - as Identified by the SV0								
Bonds - Bank Loans - Bank Loans - Issued								
Bonds - Bank Loans - Bank Loans - Acquired								
7799999	Bonds - Total Bonds - Subtotals - Issuer Obligations					7,622,110	92,554	(10,828)
8399999	Bonds - Total Bonds - Subtotals - Bonds					7,622,110	92,554	(10,828)
Sweep Accounts								
Exempt Money Market Mutual Funds - as Identified by SV0								
233809-30-0	FIDELITY IMM:TRS 01		09/18/2019	1.820	XXX	0	13	0
825252-40-6	INVESCO TREASURY INST		09/06/2019	1.740	XXX	25,000,000	44,833	0
8599999	Exempt Money Market Mutual Funds - as Identified by SV0					25,000,000	44,846	0
All Other Money Market Mutual Funds								
262006-20-8	DREYFUS GVT CSH MGT INST		12/20/2016	1.790	XXX	30,000,000	0	499,260

E13





**SUPPLEMENT FOR THE QUARTER ENDING SEPTEMBER 30, 2019 OF THE WellCare Health Insurance Company of Kentucky, Inc.**

**MEDICARE PART D COVERAGE SUPPLEMENT**

(Net of Reinsurance)

NAIC Group Code.....01199

NAIC Company Code.....64467

	Individual Coverage		Group Coverage		5 Total Cash
	1 Insured	2 Uninsured	3 Insured	4 Uninsured	
1. Premiums Collected.....	45,930,889	.XXX		.XXX	45,930,889
2. Earned Premiums.....	45,569,282	.XXX		.XXX	.XXX
3. Claims Paid.....	64,336,478	.XXX		.XXX	64,336,478
4. Claims Incurred.....	54,554,773	.XXX		.XXX	.XXX
5. Reinsurance Coverage and Low Income Cost Sharing – Claims Paid Net of Reimbursements Applied (a).....	.XXX		.XXX		.0
6. Aggregate Policy Reserves - Change.....	(21,565,799)	.XXX		.XXX	.XXX
7. Expenses Paid.....	(6,665,285)	.XXX		.XXX	(6,665,285)
8. Expenses Incurred.....	9,034,938	.XXX		.XXX	.XXX
9. Underwriting Gain or Loss.....	3,545,370	.XXX	.0	.XXX	.XXX
10. Cash Flow Result.....	.XXX	.XXX	.XXX	.XXX	(11,740,304)

(a) Uninsured Receivable/Payable with CMS at End of Quarter: \$ .....6,526,658 due from CMS or \$ .....37,429,128 due to CMS